

NOTHING
WITHOUT
TRUCKING

TRADE

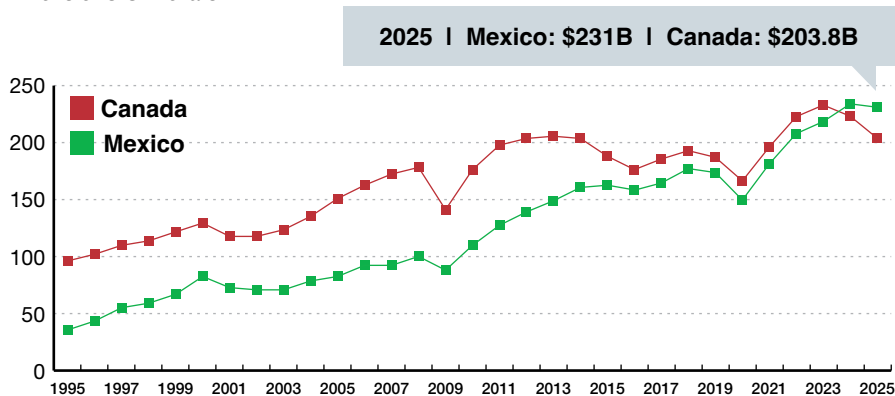
DATA SHOWS THE U.S. TRUCKING INDUSTRY IS A LARGE BENEFICIARY OF NORTH AMERICAN TRADE

U.S. trade with Canada and Mexico has surged since the enactment of the North American Free Trade Agreement, according to data from the Bureau of Transportation Statistics.

Since 1995, the value of goods traveling via truck across both the northern and southern borders jumped 292% and totaled over \$1.039 trillion in 2025. This increase in trade has created or supported tens of thousands of jobs in the United States, with motor carriers, suppliers and shippers, underscoring the benefits of free trade.

Value of U.S. Exports Transported by Truck

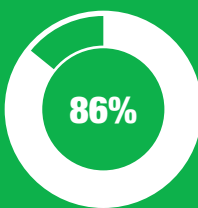
Billions of U.S. Dollars



BY THE NUMBERS:

- Total trade via truck has increased by **292%** since 1995, while U.S. exports grew **239%**.
- Last year, truck exports to Canada, as measured by the value of the goods, accounted for **51%** of total truck transported trade with the country.
- Since 1995, U.S. exports to Mexico via truck have grown an impressive **544%**.
- Last year, truck exports to Mexico, as measured by the value of the goods, accounted for **36%** of total truck transported trade across the southern border.
- The two largest commodities were computer-related machinery and electrical machinery, which combined to make up **44.8%** of trade going into Mexico via trucks.

U.S.
TRADE
WITH
MEXICO



Percentage of goods moved by trucks across the border out of all surface trade

\$642.2 billion

Value of merchandise moved by trucks in 2025

714% increase over 1995

7.6 million

Number of truck entries across border to haul those goods in 2025

U.S. trade with Canada and Mexico is larger than the economy of Pennsylvania.

To move all of that freight, in 2025 there were over **12.9 million** truck entries combined on the Canadian and Mexican borders.

U.S.
TRADE
WITH
CANADA



Percentage of goods moved by trucks across the border out of all surface trade

\$396.8 billion

Value of merchandise moved by trucks in 2025

113% increase over 1995

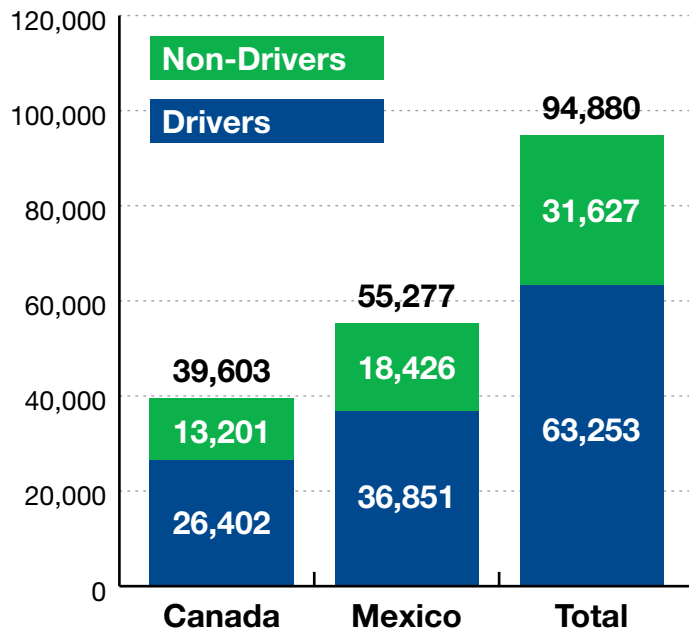
5.3 million

Number of truck entries across border to haul those goods in 2025

NOTHING
WITHOUT
TRUCKING

TRADE

2025 U.S. Trucking Employment From Truck Transported Trade



- **94,880** in the US trucking industry from truck transported trade with Canada and Mexico in 2025¹
- **55,277** of which from trade with Mexico
- **39,603** of which from trade with Canada
- U.S. trucking companies paid **\$4.74 billion** in wages, not including benefits, to U.S. drivers to haul freight to and from Canada and Mexico

¹ Note: Employment numbers represent a full-time equivalent.

2025 U.S. Trucking Revenue From Truck Transported Trade (Billions)



- **\$16.55 billion** in US Trucking revenue generated from truck transported trade with Canada and Mexico in 2025
- **\$9.64 billion** in US Trucking revenue generated from trade with Mexico
- **\$6.91 billion** in US Trucking revenue generated from trade with Canada

MEXICO U.S. Trade By Truck



544%

Growth in U.S. exports by truck to Mexico since 1995



Truck exports' share of total truck-transported trade with Mexico



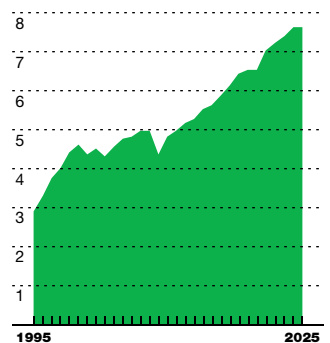
Percent of goods hauled by trucks across the Mexican border out of all surface trade

\$642.2
(Billion) Value of goods transported in 2025

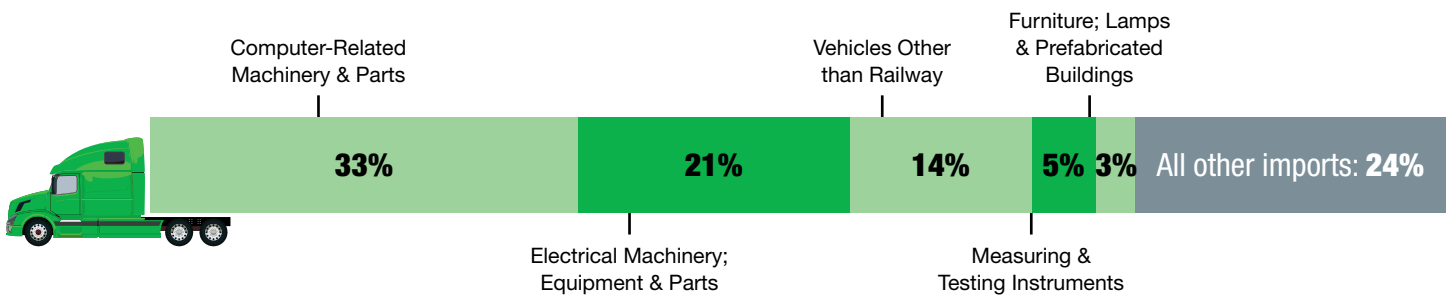
— representing —

714%
Growth in value of goods transported since 1995

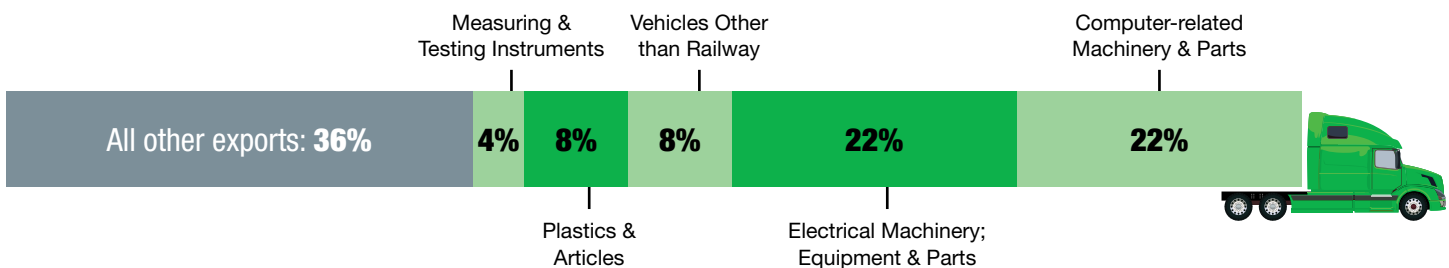
7.6 million
Truck entries across the U.S.-Mexican border



IMPORTS • Top 5 from Mexico



EXPORTS • Top 5 to Mexico



CANADA

U.S. Trade By Truck



109%

Growth in U.S. exports
by truck to Canada
since 1995



51%
Truck exports' share of
total truck-transported
trade with Canada



68%
Percent of goods hauled
by trucks across the
Canadian border out of
all surface trade

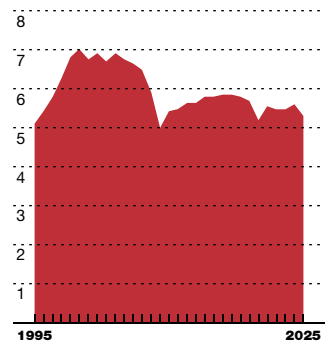
\$396.8
(Billion) Value of goods
transported in 2025

113%

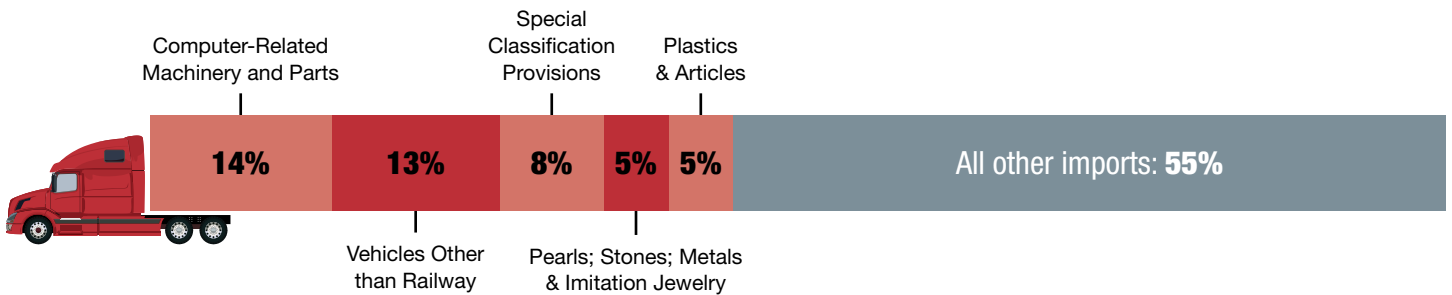
Growth in value of
goods transported
since 1995

5.3 million

Truck entries across the
U.S.-Canadian border



IMPORTS • Top 5 from Canada



EXPORTS • Top 5 to Canada

