

TRADE Moves North America Forward

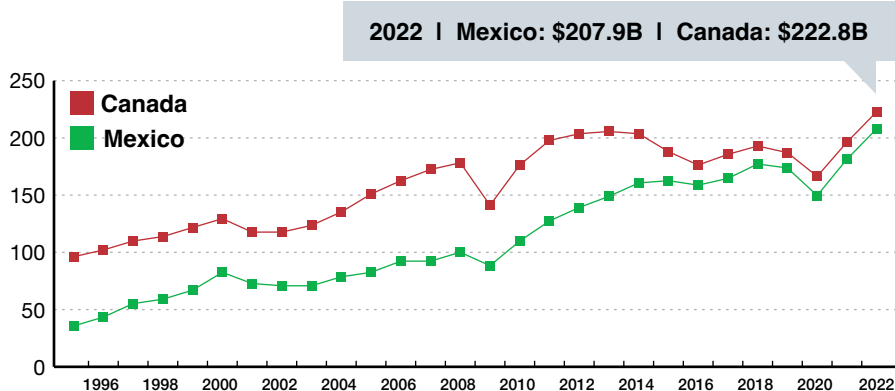
DATA SHOWS THE U.S. TRUCKING INDUSTRY IS A LARGE BENEFICIARY OF NORTH AMERICAN TRADE

U.S. trade with Canada and Mexico has surged since the enactment of the North American Free Trade Agreement, according to data from the Bureau of Transportation Statistics.

Since 1995, the value of goods traveling via truck across both the northern and southern borders jumped 258% and totaled over \$947 billion in 2022. This increase in trade has created or supported tens of thousands of jobs in the United States, with motor carriers, suppliers and shippers, underscoring the benefits of free trade.

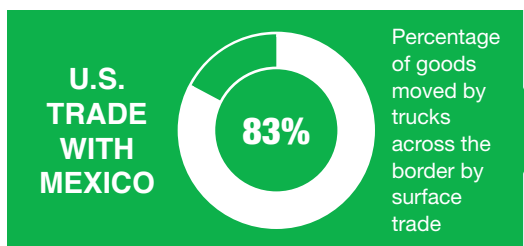
Value of U.S. Exports Transported by Truck

Billions of U.S. Dollars



BY THE NUMBERS:

- Total trade via truck has increased by **258%** since 1995, while U.S. exports grew **235%**.
- Last year, truck exports to Canada, as measured by the value of the goods, accounted for **54%** of total truck transported trade with the country.
- Since 1995, U.S. exports to Mexico via truck have grown an impressive **480%**.
- Last year, truck exports to Mexico, as measured by the value of the goods, accounted for **39%** of total truck transported trade across the southern border.
- The two largest commodities were electrical machinery and computer-related machinery, which combined to make up **40.9%** of trade going into Mexico via trucks.



\$536.0 billion

Value of merchandise moved by trucks in 2022

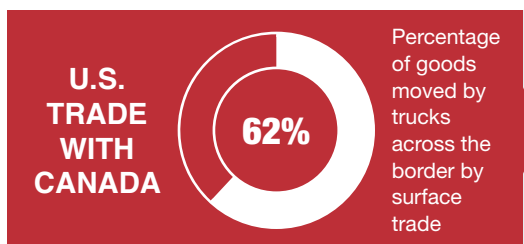
580% increase over 1995

7.2 million

Number of truck entries across border to haul those goods in 2022

U.S. trade with Canada and Mexico is larger than the economy of Pennsylvania.

To move all of that freight, in 2022 there were over **12.7 million** truck entries combined on the Canadian and Mexican borders.



\$412.0 billion

Value of merchandise moved by trucks in 2022

121% increase over 1995

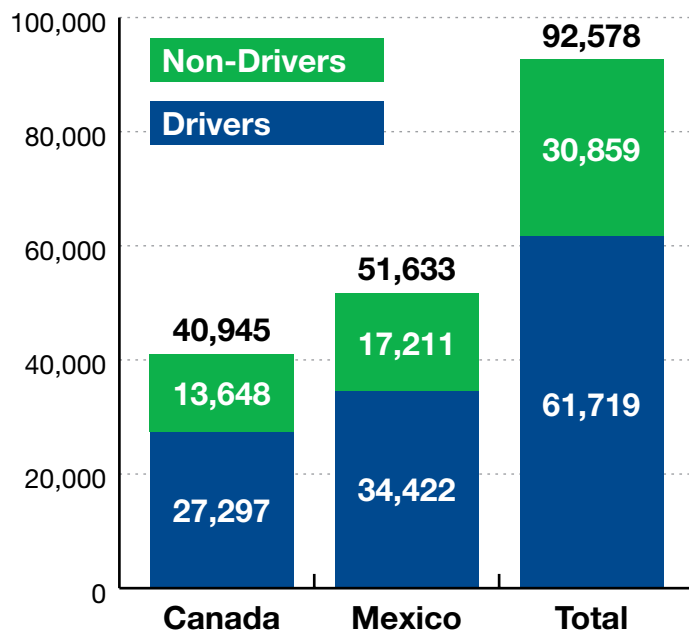
5.5 million

Number of truck entries across border to haul those goods in 2022



TRADE Moves North America Forward

2022 U.S. Trucking Employment From Truck Transported Trade



- **92,578** employed in US Trucking industry from truck transported trade¹
- **51,633** of which from trade with Mexico
- **40,945** of which from trade with Canada
- U.S. trucking companies paid **\$4.26 billion** in wages, not including benefits, to U.S. drivers to haul freight to and from Canada and Mexico

¹ Note: Employment numbers represent a full-time equivalent.

2022 U.S. Trucking Revenue From Truck Transported Trade (Billions)



- **\$18.93 billion** in US Trucking revenue generated from truck transported trade with Canada and Mexico in 2022
- **\$10.56 billion** in US Trucking revenue generated from trade with Mexico
- **\$8.37 billion** in US Trucking revenue generated from trade with Canada

MEXICO U.S. Trade By Truck



480%

Growth in U.S. exports by truck to Mexico since 1995



Truck exports' share of total truck-transported trade with Mexico



Percent of goods hauled by trucks across the Mexican border by surface trade

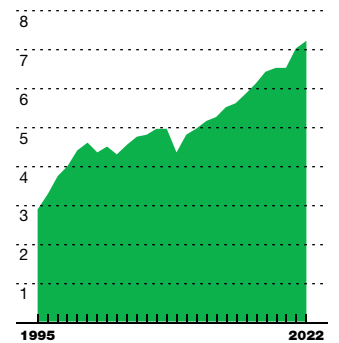
\$536.0
(Billion) Value of goods transported in 2022

— representing —

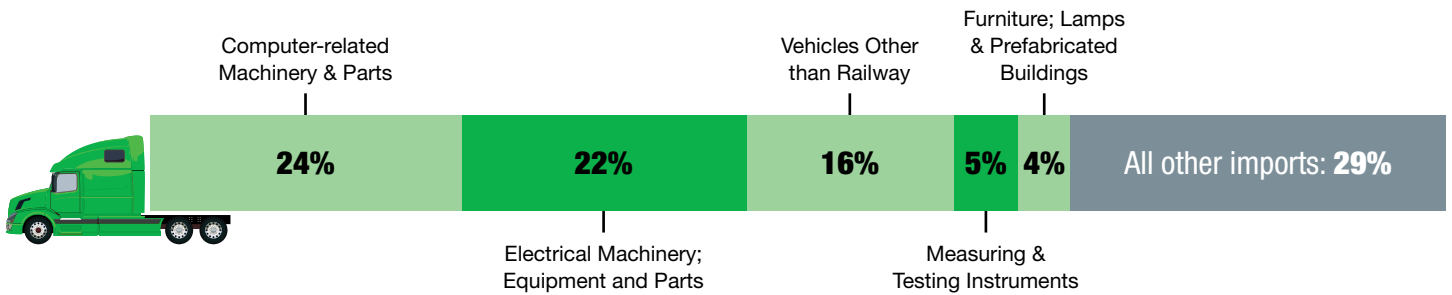
580%
Growth in value of goods transported since 1995

7.2 million

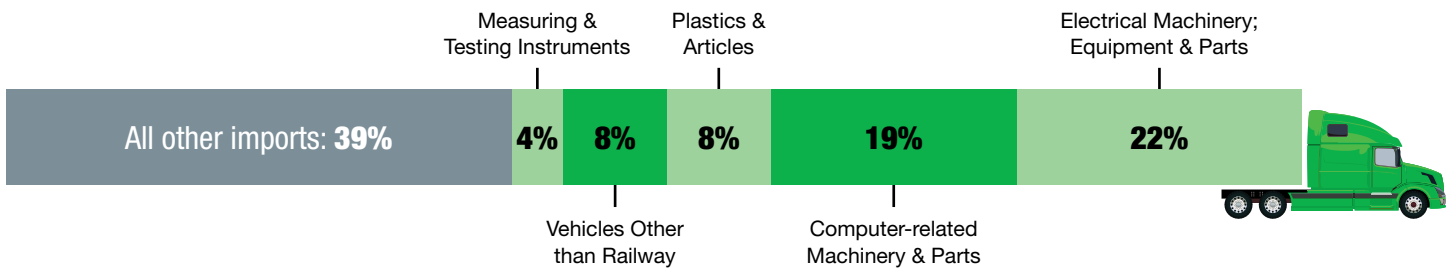
Truck entries across the U.S.-Mexican border



IMPORTS • Top 5 from Mexico



EXPORTS • Top 5 to Mexico



CANADA

U.S. Trade By Truck



129%

Growth in U.S. exports
by truck to Canada
since 1995



54%
Truck exports' share of
total truck-transported
trade with Canada



62%
Percent of goods hauled
by trucks across the
Canadian border by
surface trade

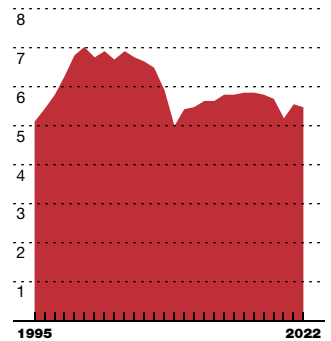
\$412.0
(Billion) Value of goods
transported in 2022

121%

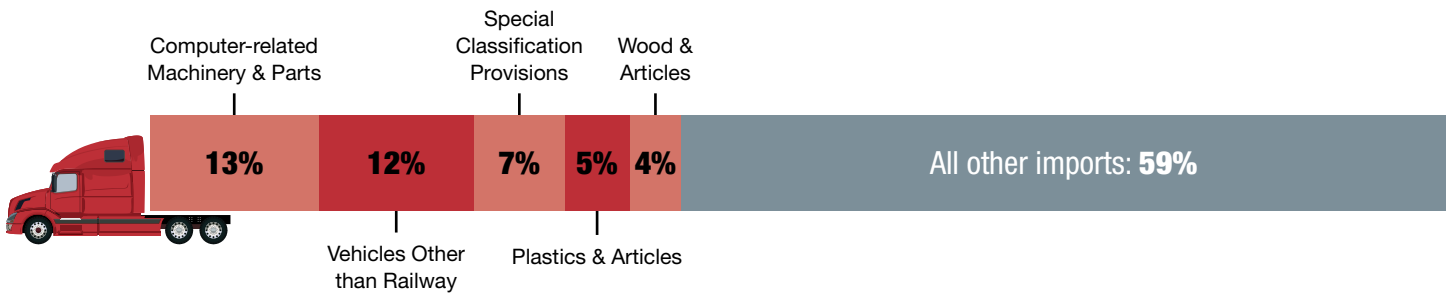
Growth in value of
goods transported
since 1995

5.5 million

Truck entries across the
U.S.-Canadian border



IMPORTS • Top 5 from Canada



EXPORTS • Top 5 to Canada

