

# 2022 Midterm Election Toolbox

---

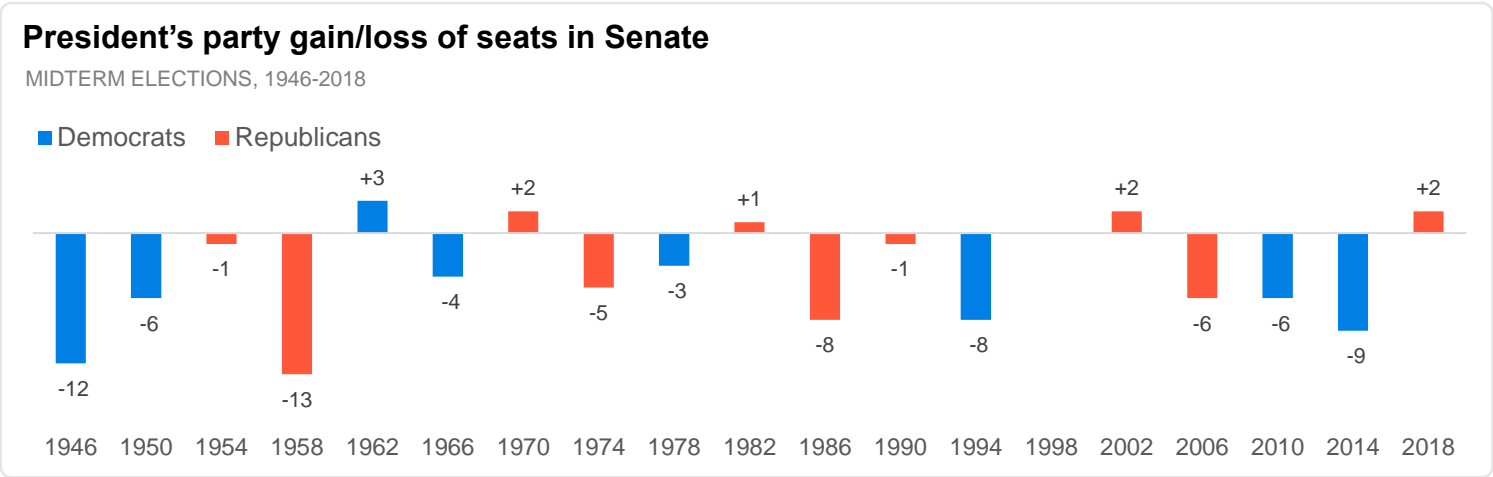
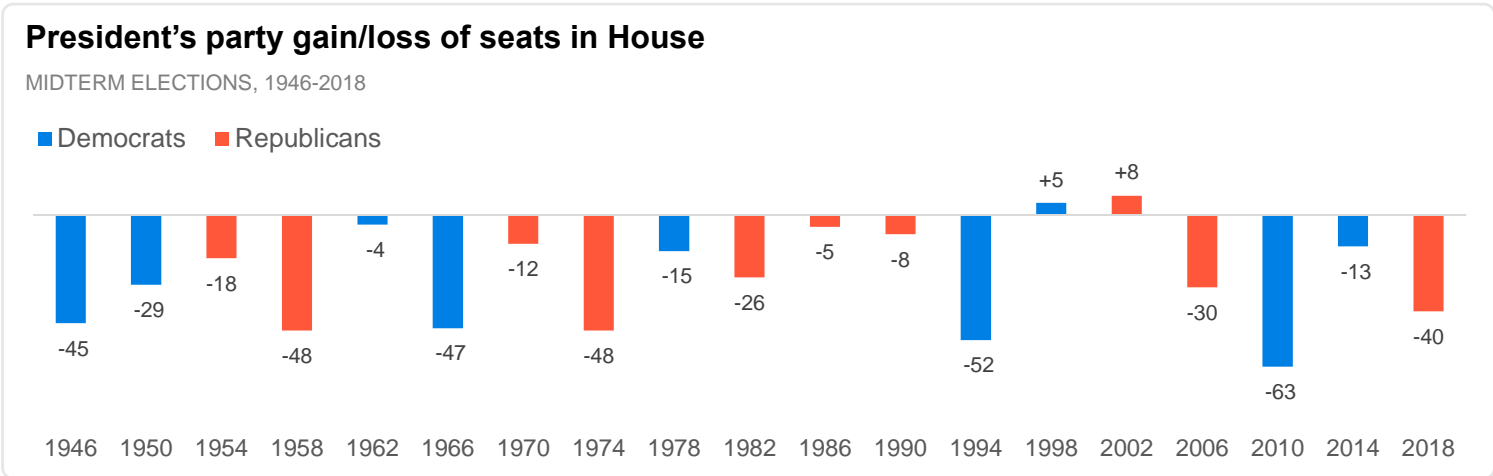
A guide to the 2022 congressional and gubernatorial elections



# Roadmap

- **Historic midterm trends**
- **2022 midterms**
  - Overall
  - House
  - Senate
  - Governors

# Historically, the president's party loses seats in midterm elections



SOURCE The American Presidency Project.  
SLIDE LAST UPDATED ON 6/4/21



# The last four presidents have lost Senate and House majorities; seven of those eight chambers were lost in midterm elections



**President Bill Clinton (D)**

Republican gains in the 1994 midterms:  
**52 seats** in the House  
**8 seats** in the Senate



**President George W. Bush (R)**

Democratic gains in the 2006 midterms:  
**30 seats** in the House  
**6 seats** in the Senate



**President Barack Obama (D)**

Republican gains in the 2010 midterms:  
**63 seats** in the House  
**6 seats** in the Senate

Republican gains in the 2014 midterms:  
**13 seats** in the House  
**9 seats** in the Senate

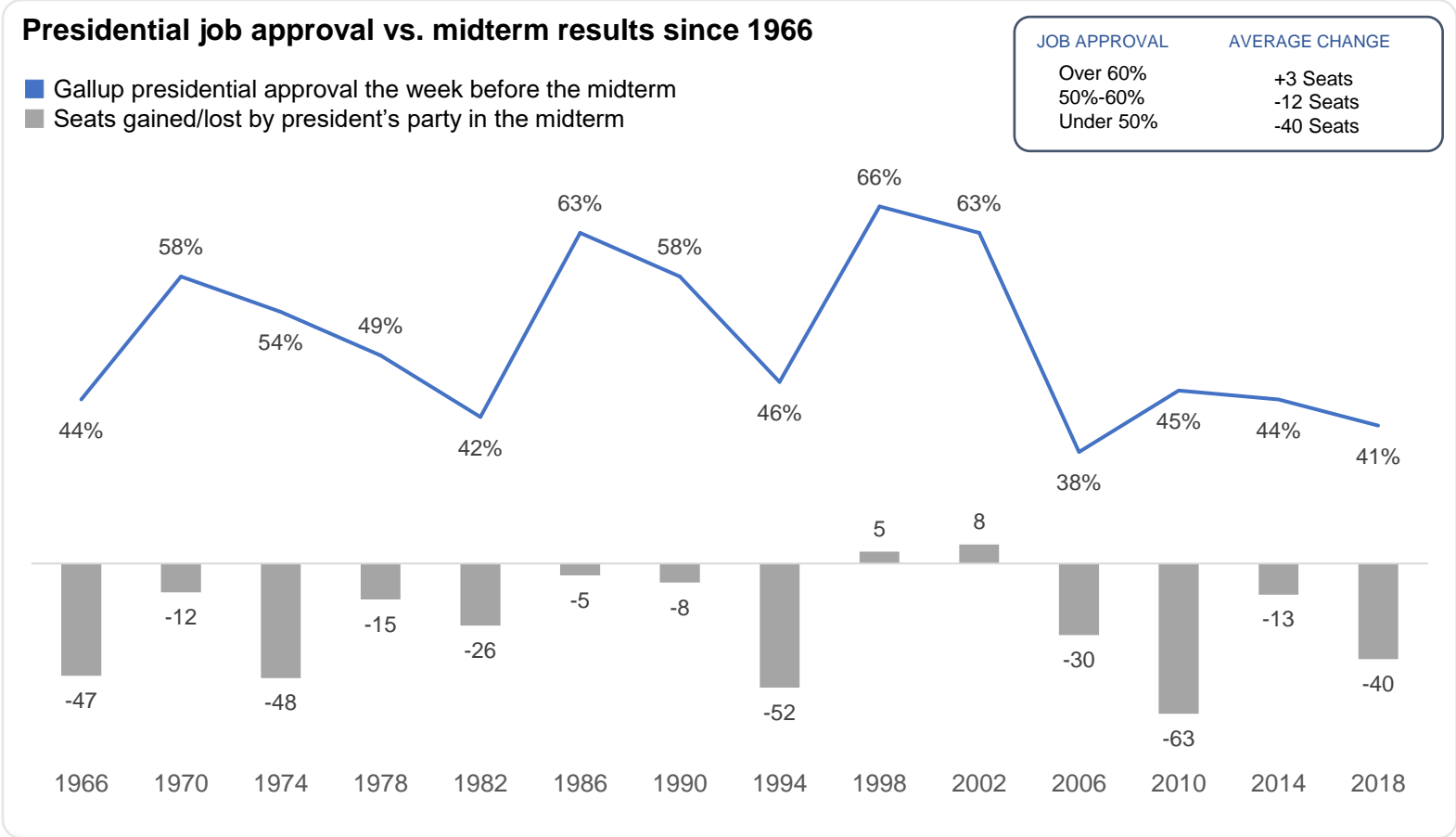


**President Donald Trump (R)**

Democratic gains in the 2018 midterms:  
**40 seats** in the House  
**-2 seats** in the Senate

Note: Trump's Senate loss in 2016 was the only loss of a chamber in the past four presidencies to not occur during a midterm.

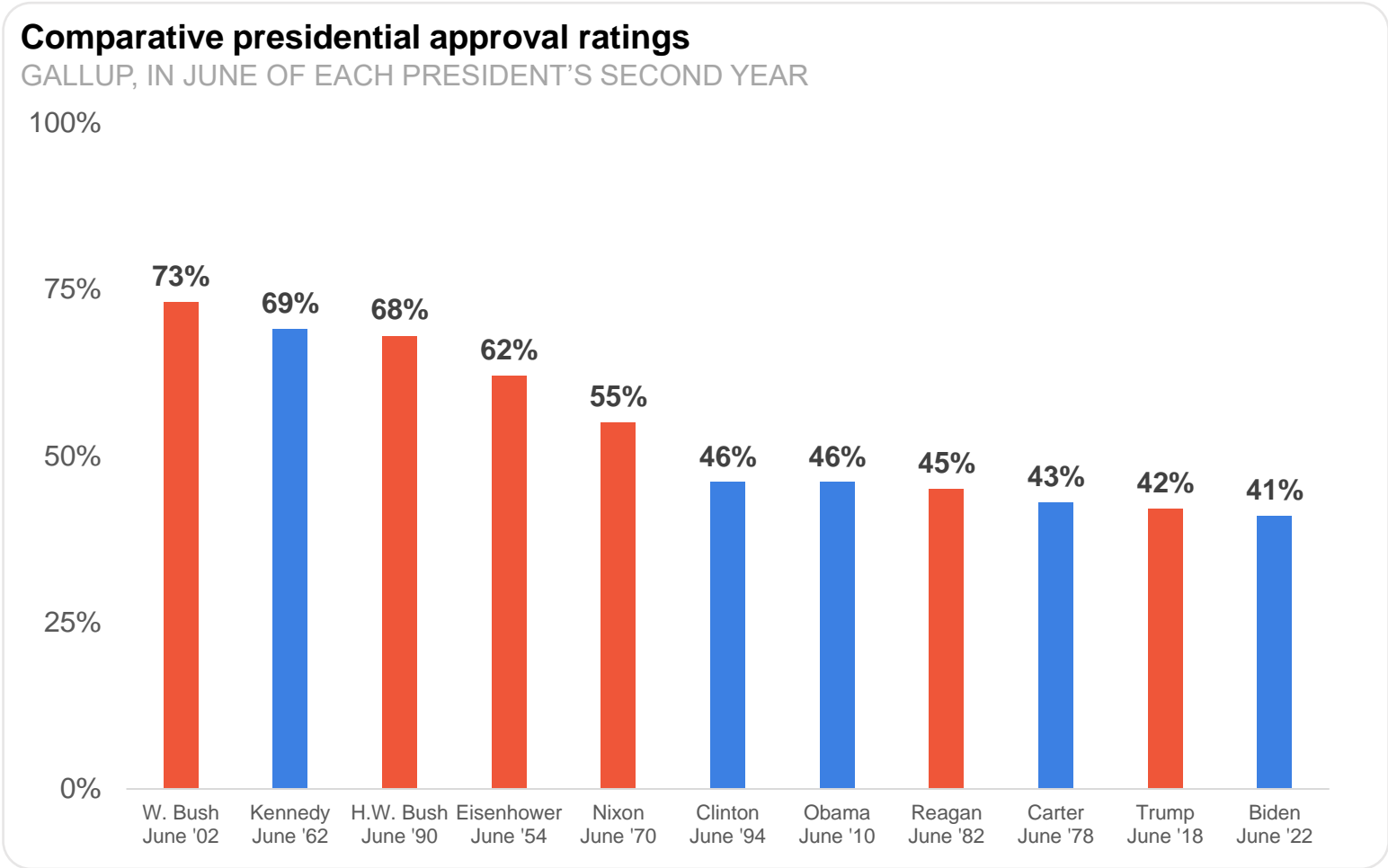
# Presidents with a sub-50% approval rating lose an average of 36 seats in the midterms



SOURCE Gallup.  
 PRESENTATION CENTER 11/1/21



# Biden has the lowest approval of any post-WWII president at this point in their term



SOURCE Gallup  
PRESENTATION CENTER 6/23/22

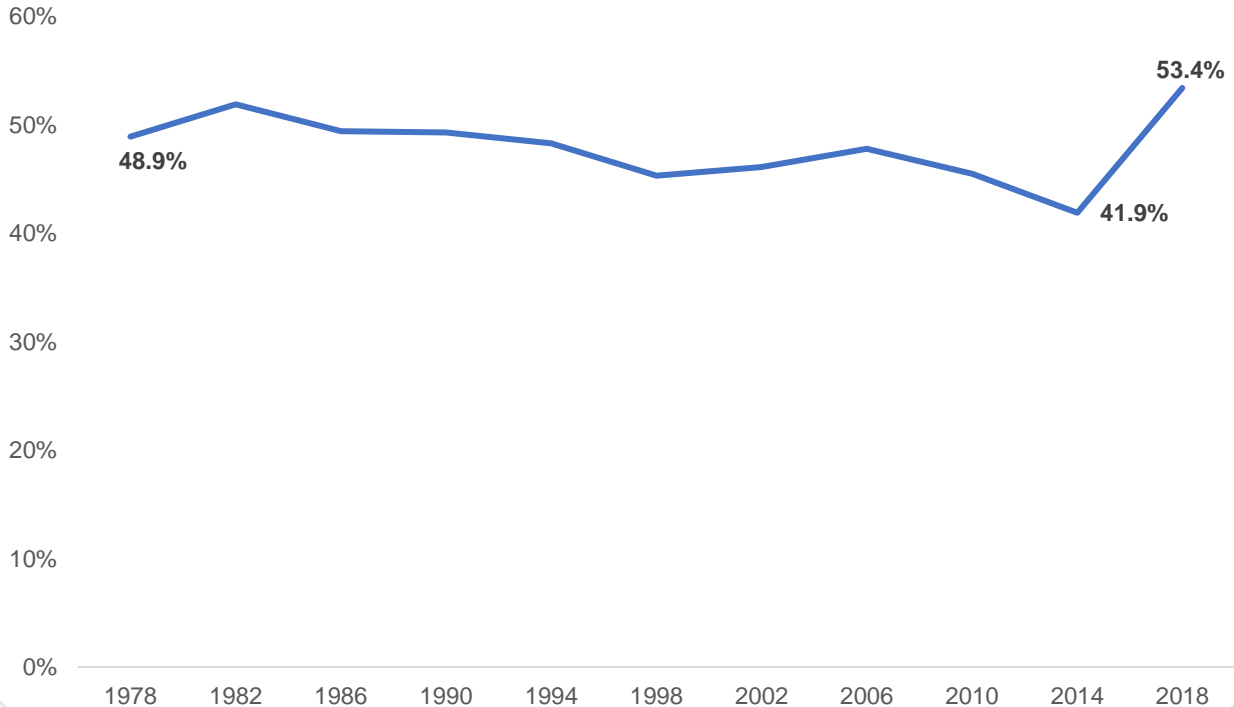


# Voter turnout in 2018 election was much higher than recent midterms... Who will show up in 2022?

### KEY TAKEAWAYS

- Among 18- to 29-year-olds, voter turnout increased from 20% in 2014 to 36% in 2018, a **79% increase**
- Voter turnout increased by **11%** for men and **12%** for women
- Unlike the 2014 midterm election, turnout in 2018 among those living in nonmetropolitan areas (up 8%) was lower than for those living in metropolitan areas (up 12%)

### Midterm election turnout 1978-2018

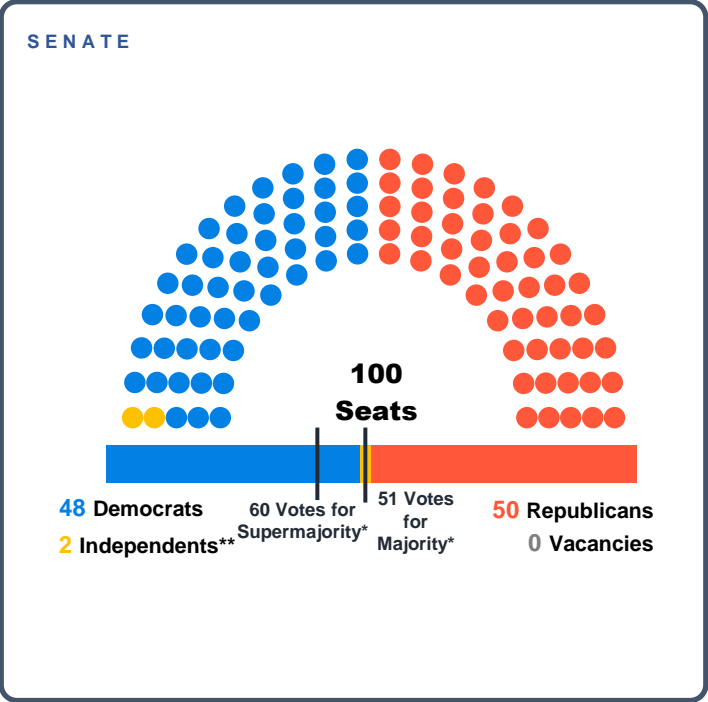
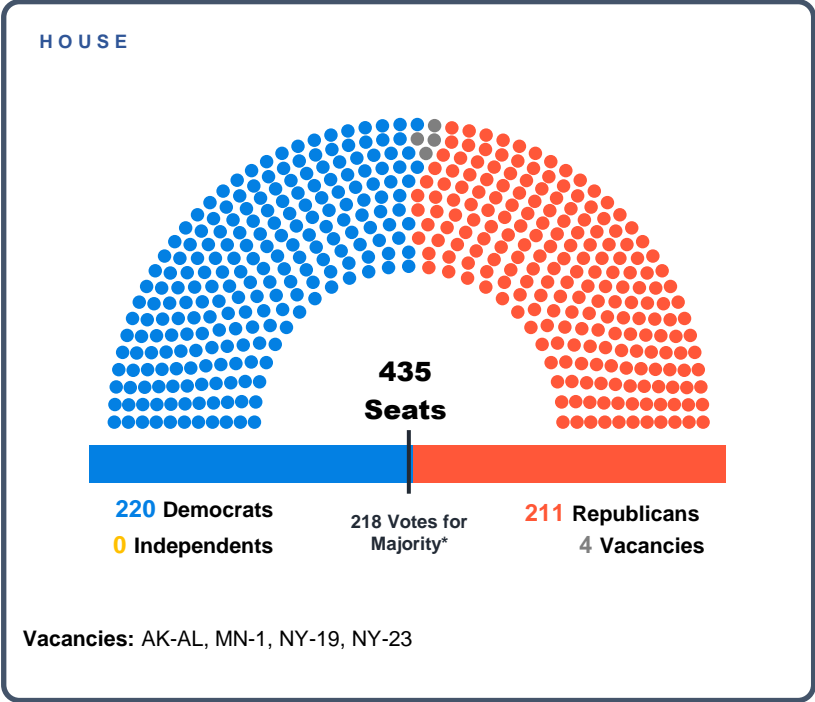


# Roadmap

- **Historic midterm trends**
- **2022 midterms**
  - **Overall**
  - **House**
  - **Senate**
  - **Governors**



# Composition of the 117<sup>th</sup> Congress



\*If no vacancies and all members vote \*\*The two independent senators (Sanders - VT and King - ME) caucus with the Democrats

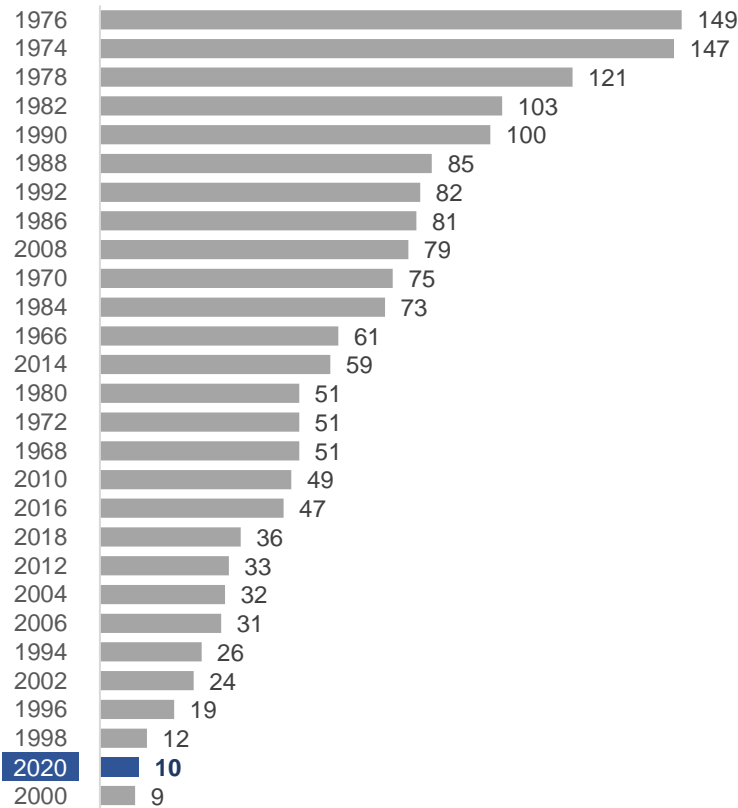
SOURCE US House Press Gallery United States Senate.  
SLIDE LAST UPDATED ON 7/13/22



# Democrats have unusually narrow majorities in both chambers of Congress

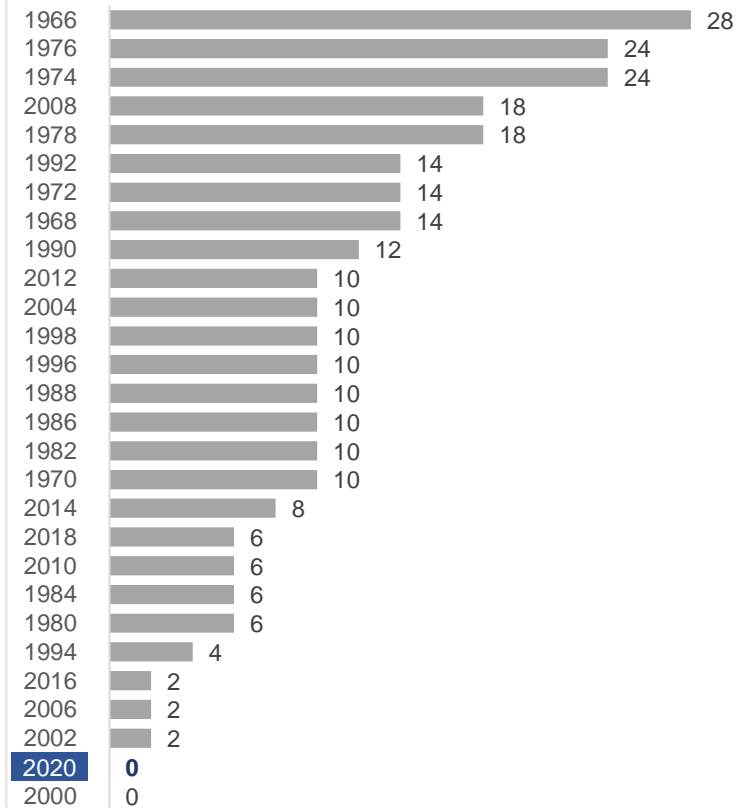
**Size of the House majority over time**

90<sup>TH</sup>-117<sup>TH</sup> CONGRESS



**Size of the Senate majority over time**

90<sup>TH</sup>-117<sup>TH</sup> CONGRESS



Figures represent the size of the House and Senate majorities at the start of each Congress.

SOURCE Senate.gov, History.House.gov.

SLIDE LAST UPDATED ON 7/15/21



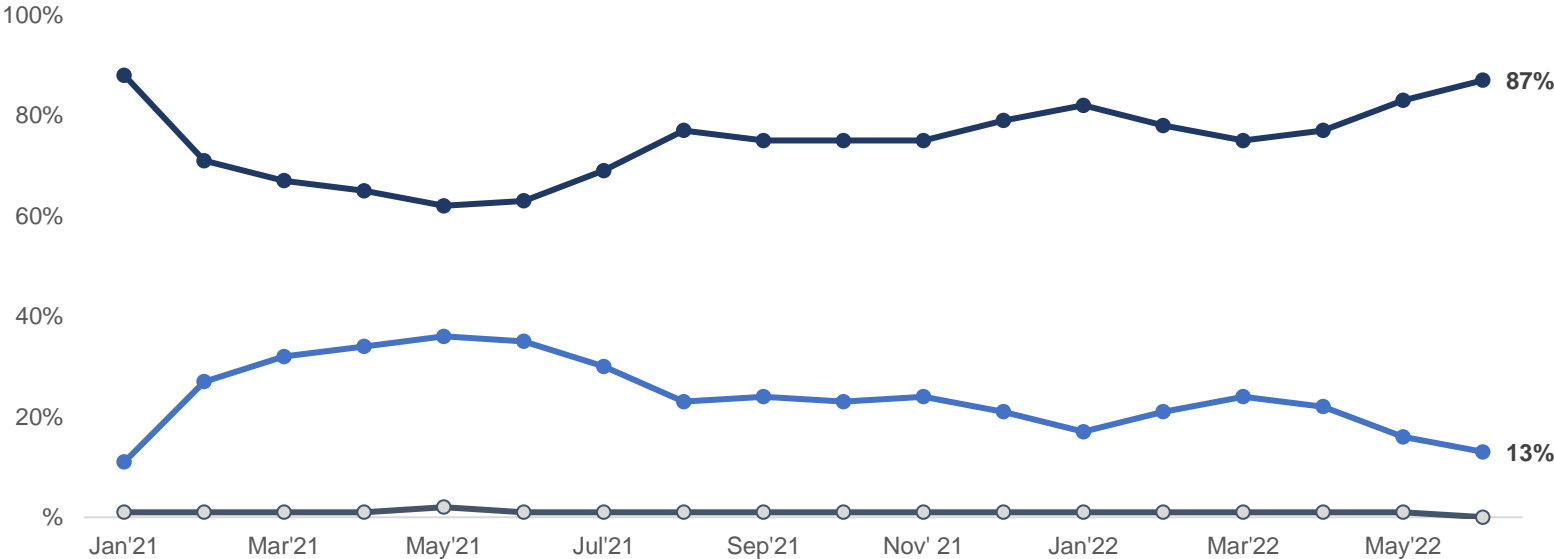
# Most US voters are dissatisfied with the way things are going in America

**In general, are you satisfied or dissatisfied with the way things are going in the United States at this time?**

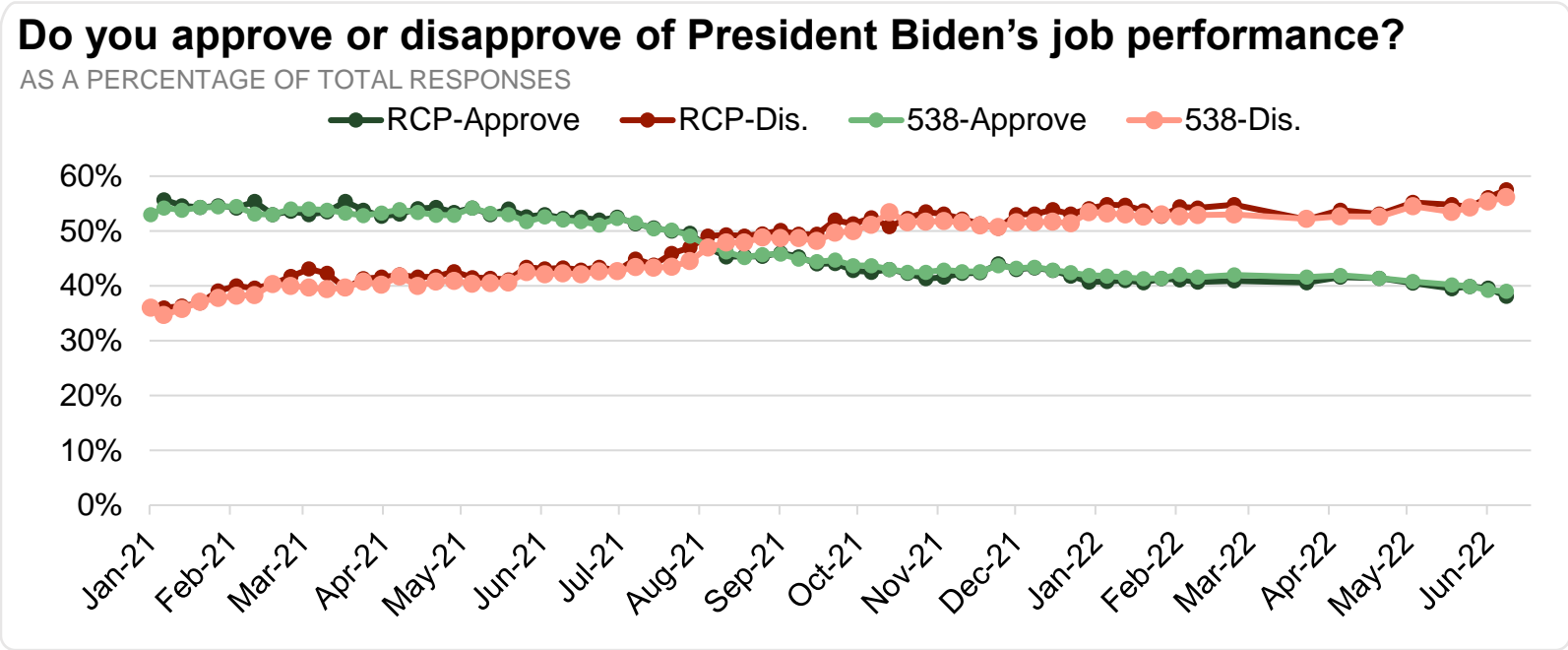
GALLUP SURVEY CONDUCTED JUNE 1-20, 2022

■ Dissatisfied ■ Satisfied ■ No Opinion

AS OF JUNE 20, 2022  
**Dissatisfied: 87%**  
 Satisfied: 13%  
 No opinion: -



# President Biden's approval ratings have remained below 50% since mid-August 2021



**38.1%**    **57.5%**

**RealClearPolitics**  
**Average**  
**June 30, 2022**

**39%**    **56.2%**

**FiveThirtyEight** **Average**  
**June 30, 2022**

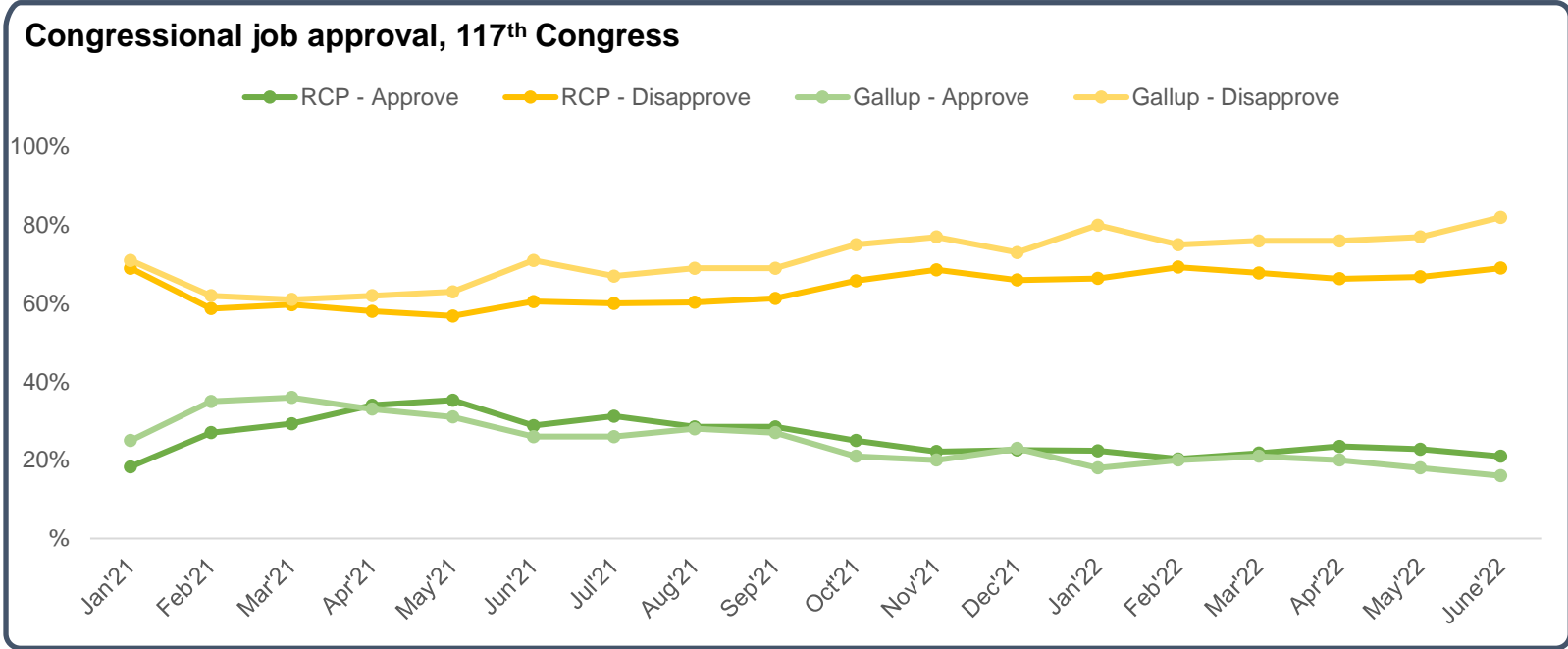
**41%**    **57%**

**Gallup**  
**Last poll: June 1-20, 2022**

SOURCE RealClearPolitics, FiveThirtyEight  
 SLIDE LAST UPDATED ON 7/11/22



# Approval ratings for the 117<sup>th</sup> Congress have remained relatively constant



**21.0%**   **69.0%**

**RealClearPolitics**  
average as of June 22,  
2022

**16%**   **82%**

**Gallup**  
Last poll: June 1-20, 2022

SOURCE RealClearPolitics.com, Gallup  
PRESENTATION CENTER 6/23/22

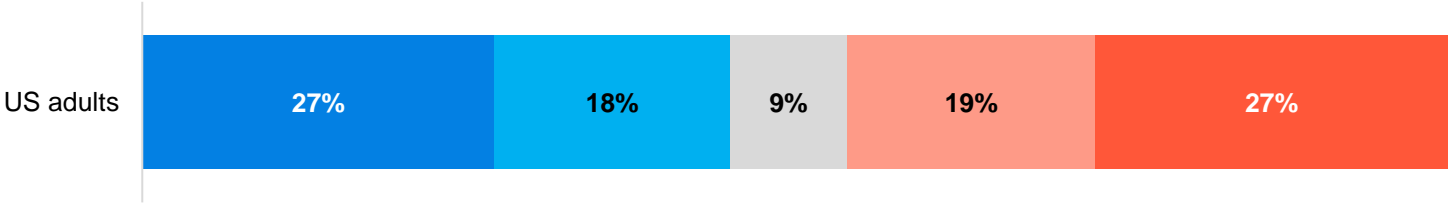


# 46% of Americans identify with or lean towards the Republican party

**Do you consider yourself a Republican, a Democrat or an Independent?  
For Independents: as of today, do you lean more to the Democratic or Republican party?**

GALLUP SURVEY CONDUCTED FROM JUNE 1-20  
\*percentages may not add to 100 after rounding

■ Democrat ■ Lean Democrat ■ Other ■ Lean Republican ■ Republican



### KEY TAKEAWAYS



Republicans currently hold a one-point affiliation advantage, but midterm turnout will decide the next Congress



43% of Americans identify as political independents; although 86% of independents lean towards a party



The number of US adults who identify as Republican leaning has increased six points from the beginning of 2021

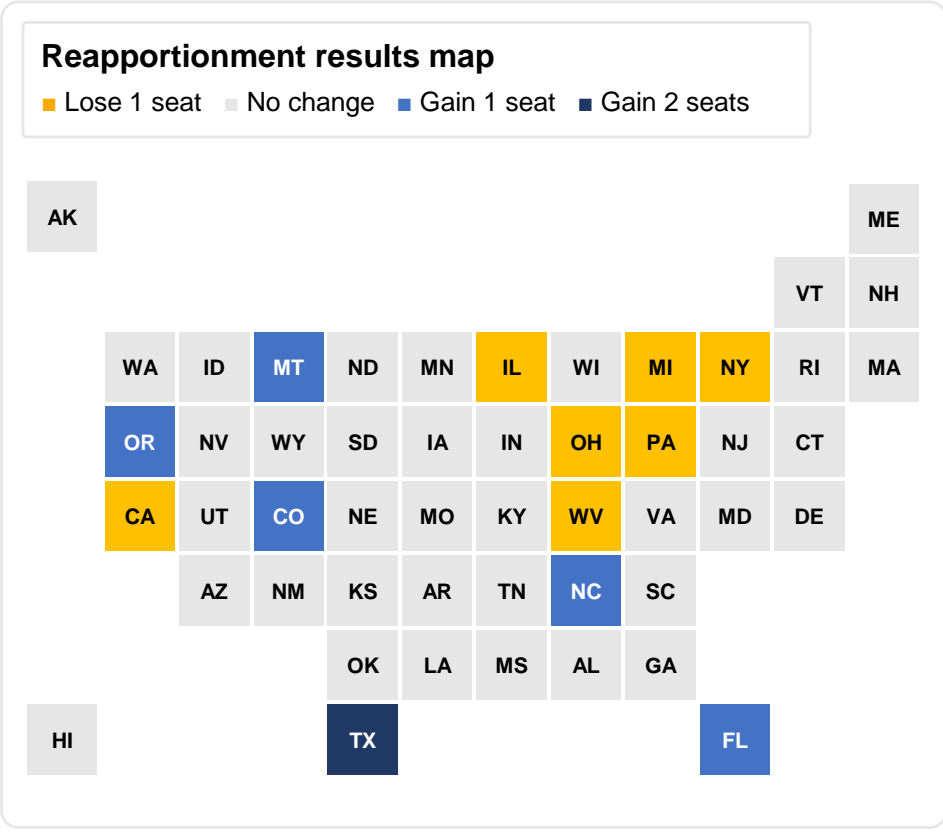


Democratic affiliation is 6 points lower than when Biden took office


# Roadmap

- **Historic midterm trends**
- **2022 midterms**
  - **Overall**
  - **House**
  - **Senate**
  - **Governors**

# 2020 reapportionment results



**NOTE**  
 Trump won certain states thought to be moving away from the GOP (e.g., Texas); similarly, some Midwestern or industrial states Biden won are moving away from the Democratic party

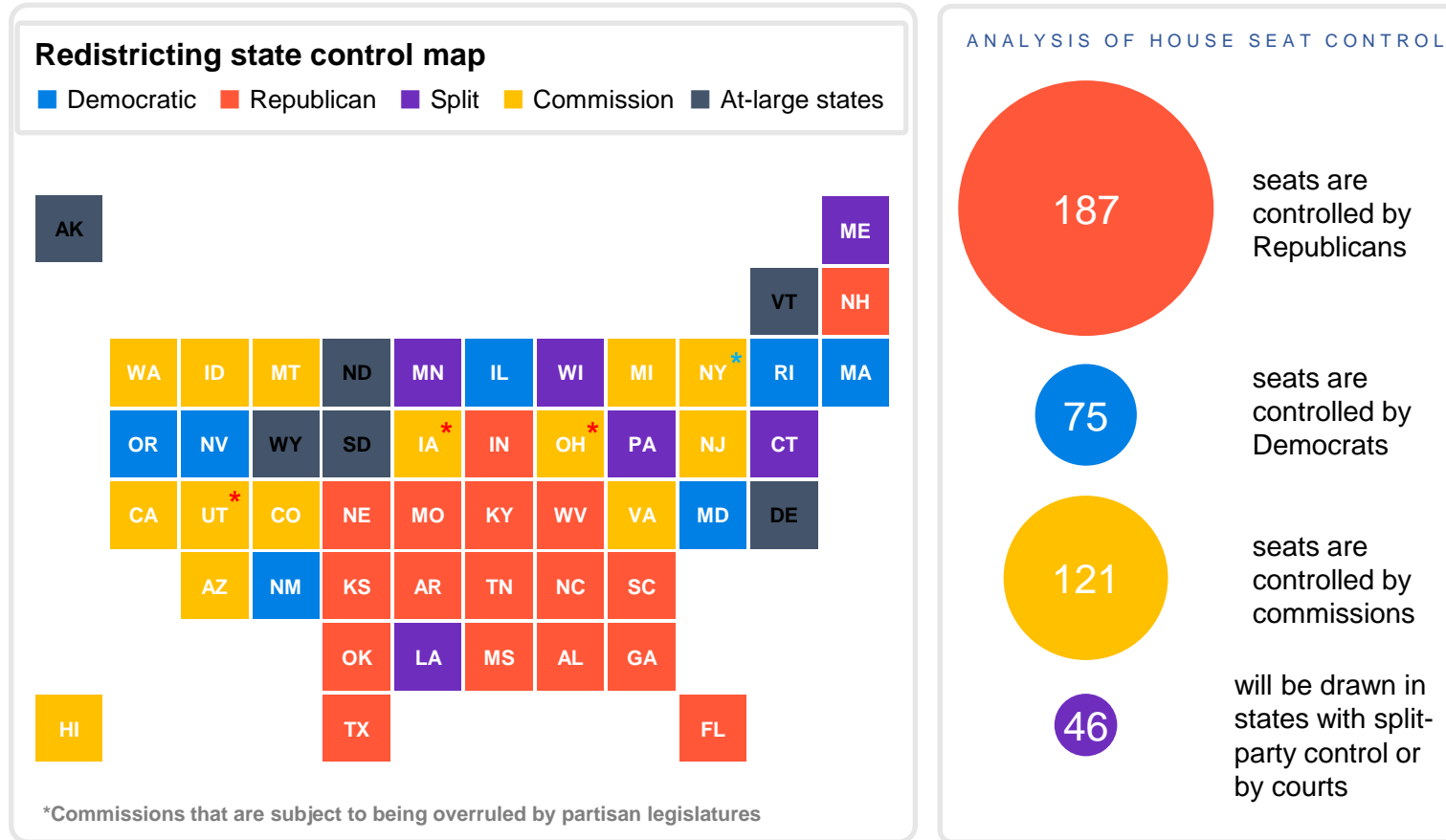


SOURCE The Cook Political Report with Amy Walter.  
 SLIDE LAST UPDATED ON 7/15/21





# Republicans are in a better position to determine the next decade's House seats



# Hotline: Democratic seats dominate competitive House races

## Hotline's 2022 House Power Rankings: top 20 seats most likely to flip

**1. WI-03: Open (D)**

- Primary: August 9

**2. MI-10: Open (D)**

- Primary: August 2

**3. AZ-02: Rep. Tom O'Halleran (D)**

- Primary: August 2

**4. AZ-06: Open (D)**

- Primary: August 2

**5. TX-15: Open (D)**

- Primary: March 1; Runoff: May 24

**6. NJ-07: Rep. Tom Malinowski (D)**

- Primary: June 7

**7. IA-03: Rep. Cindy Axne (D)**

- Primary: June 7

**8. NY-11: Rep. Nicole Malliotakis (R)**

- Primary: June 28

**9. PA-07: Rep. Susan Wild (D)**

- Primary: May 17

**10. MI-07: Rep. Elissa Slotkin (D)**

- Primary: August 2

**11. MI-08: Rep. Dan Kildee (D)**

- Primary: August 2

**12. OH-09: Rep. Marcy Kaptur (D)**

- Primary: May 3

**13. VA-02: Rep. Elaine Luria (D)**

- Primary: June 21

**14. ME-02: Rep. Jared Golden (D)**

- Primary: June 14

**15. IL-17: Open (D)**

- Primary: June 28

**16. PA-08: Rep. Matt Cartwright (D)**

- Primary: May 17

**17. NM-02: Rep. Yvette Herrell (R)**

- Primary: June 7

**18. MI-03: Rep. Peter Meijer (R)**

- Primary: August 2

**19. TX-28: Rep. Henry Cuellar (D)**

- Primary: March 1; Runoff: May 24

**20. VA-07: Rep. Abigail Spanberger (D)**

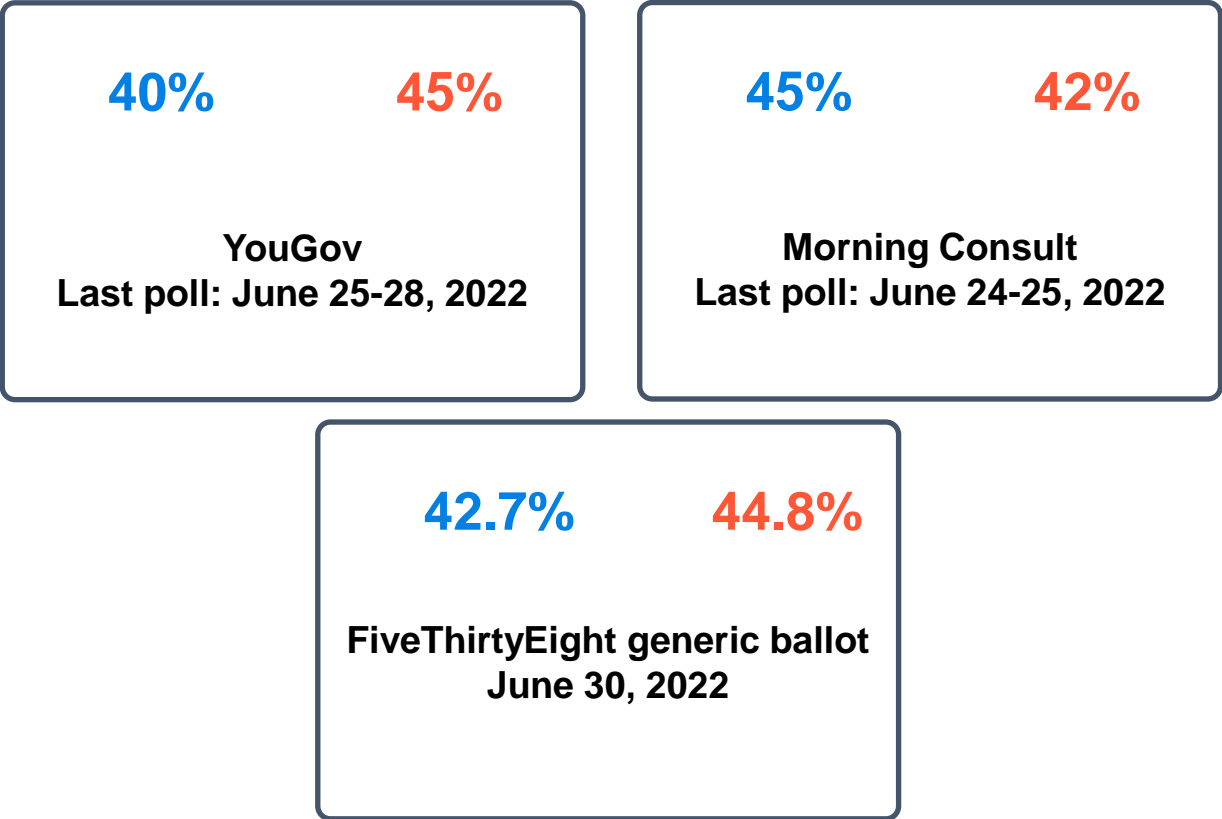
- Primary: June 21

**Hotline analysis:**

While redistricting was not as favorable to Republicans as initially predicted, Democrats still face an uphill battle in maintaining their House majority, with Democratic retirements increasing the vulnerability of already competitive districts. Power rankings do not include NH, FL, and MO seats as redistricting had not been completed at the time of reporting; seats deemed certain to flip due to redistricting are also excluded (e.g., GA-06, TN-05, & NY-22).

# Voters are deeply divided on whether they would prefer a Democratic or GOP controlled Congress

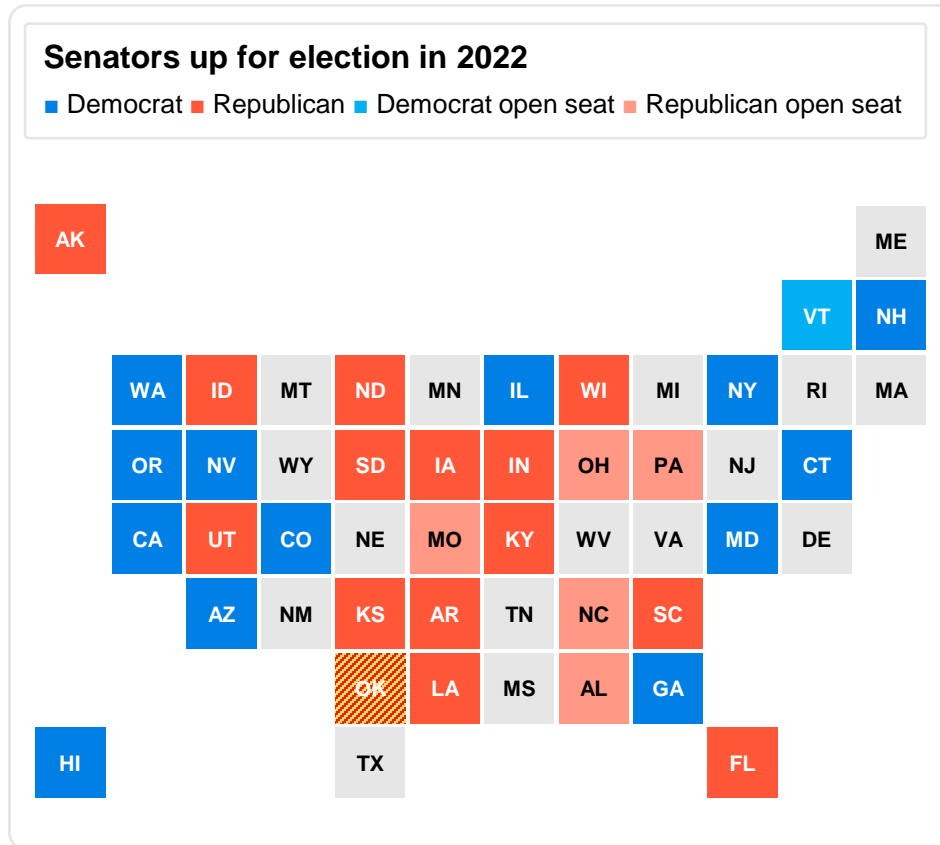
Generic Ballot Preference: Would you want to see the Republican Party or the Democratic Party win control of the US House of Representatives?



# Roadmap

- **Historic midterm trends**
- **2022 midterms**
  - Overall
  - House
  - Senate
  - Governors

# Republicans must defend five open Senate seats in 2022



Democrats (14)	Republicans (20)
----------------	------------------

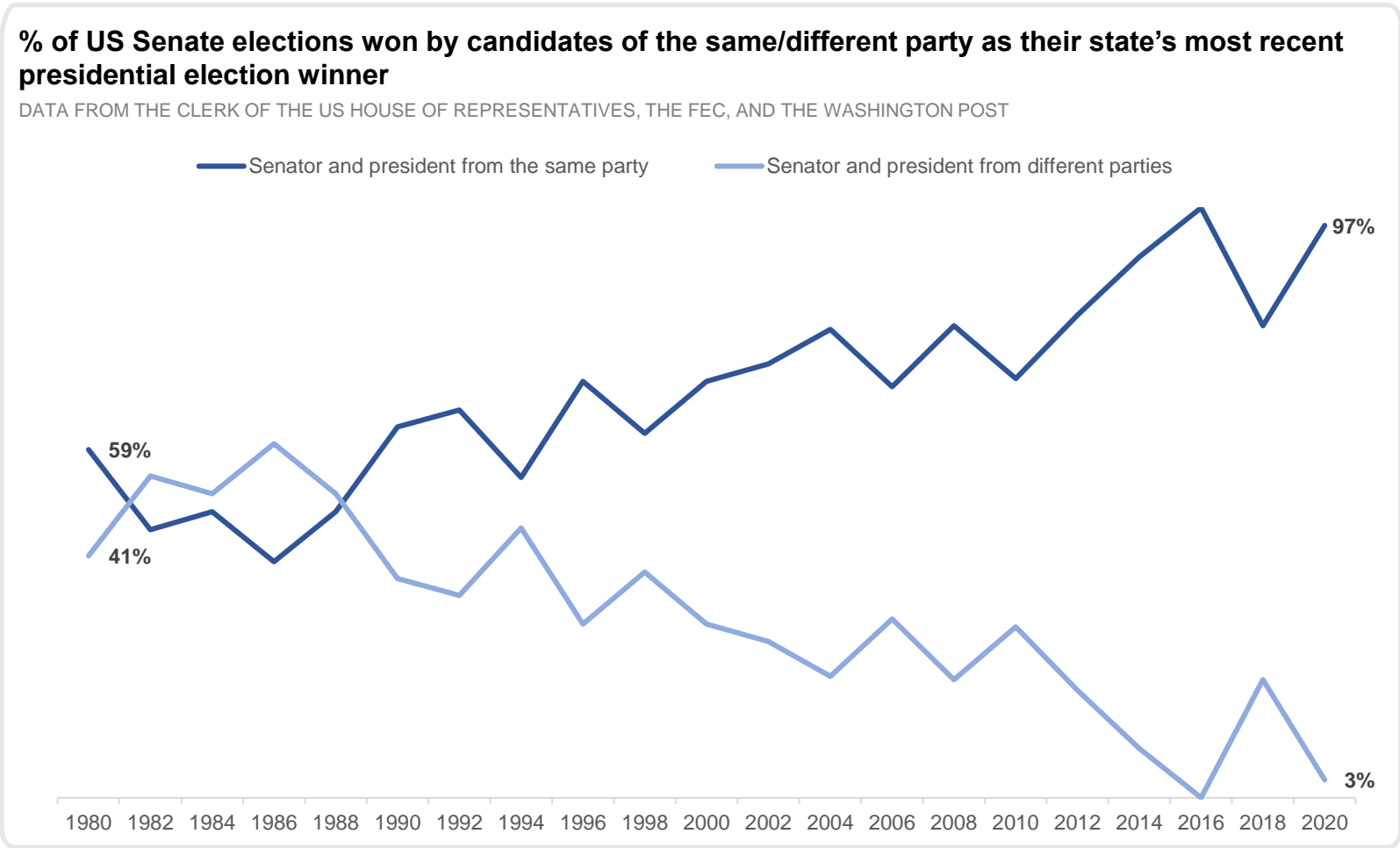
- Alex Padilla (CA)
- Michael Bennet (CO)
- Richard Blumenthal (CT)
- Brian Schatz (HI)
- Tammy Duckworth (IL)
- Chris Van Hollen (MD)
- Catherine Cortez Masto (NV)
- Maggie Hassan (NH)
- Chuck Schumer (NY)
- Ron Wyden (OR)
- Patty Murray (WA)
- Mark Kelly (AZ)
- Raphael Warnock (GA)
- OPEN (*Leahy*) (VT): Solid D

- Lisa Murkowski (AK)
- John Boozman (AR)
- Marco Rubio (FL)
- Mike Crapo (ID)
- Todd Young (IN)
- Chuck Grassley (IA)
- Jerry Moran (KS)
- Rand Paul (KY)
- John Kennedy (LA)
- John Hoeven (ND)
- James Lankford (OK)
- Tim Scott (SC)
- John Thune (SD)
- Mike Lee (UT)
- Ron Johnson (WI)
- OPEN (*Shelby*) (AL): Solid R
- OPEN (*Blunt*) (MO): Solid R
- OPEN (*Burr*) (NC): Toss Up
- OPEN (*Portman*) (OH): Lean R
- OPEN (*Toomey*) (PA): Toss Up
- OPEN (*Inhofe*) (OK): Solid R

\*Some open Republican Senate seats are more competitive than others



# Most Senate races go the same way as state presidential votes



SOURCE: FEC, Clerk of the US House of Representatives, Washington Post, Pew Research Center.  
PRESENTATION CENTER 10/21/21

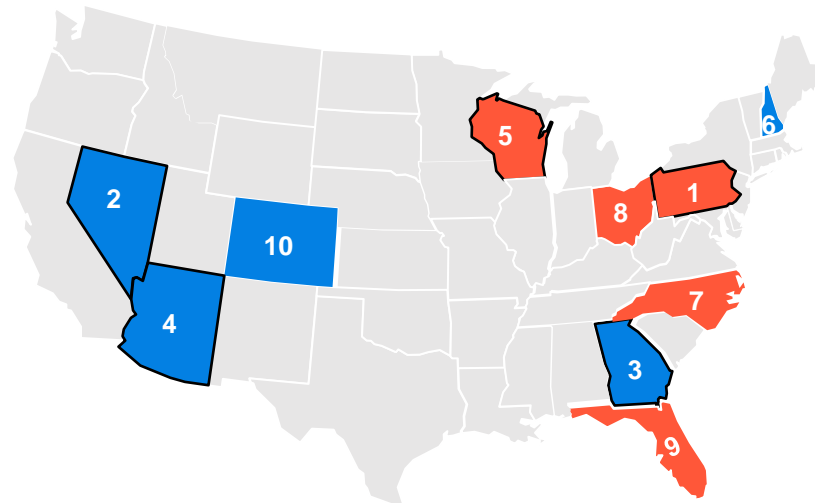


# Hotline: Top Senate seats most likely to flip party control are evenly split between Dems and Reps

## Hotline's 2022 Senate power rankings

IN ORDER HOW LIKELY THEY ARE TO FLIP PARTY CONTROL

- Seat held by a Republican
- Seat held by a Democrat
- Top five states most likely to flip



### 1. Pennsylvania:

- Incumbent: Open seat (R)
- Challenger: TBD
- Primary: May 17

### 2. Nevada:

- Incumbent: Catherine Cortez Masto (D)
- Challenger: TBD
- Primary: June 14

### 3. Georgia:

- Incumbent: Raphael Warnock (D)
- Challenger: TBD
- Primary: May 24; Run off: June 21

### 4. Arizona:

- Incumbent: Mark Kelly (D)
- Challenger: TBD
- Primary: August 2

### 5. Wisconsin:

- Incumbent: Ron Johnson (R)
- Challenger: TBD
- Primary: August 9

### 6. New Hampshire — Maggie Hassan (D)

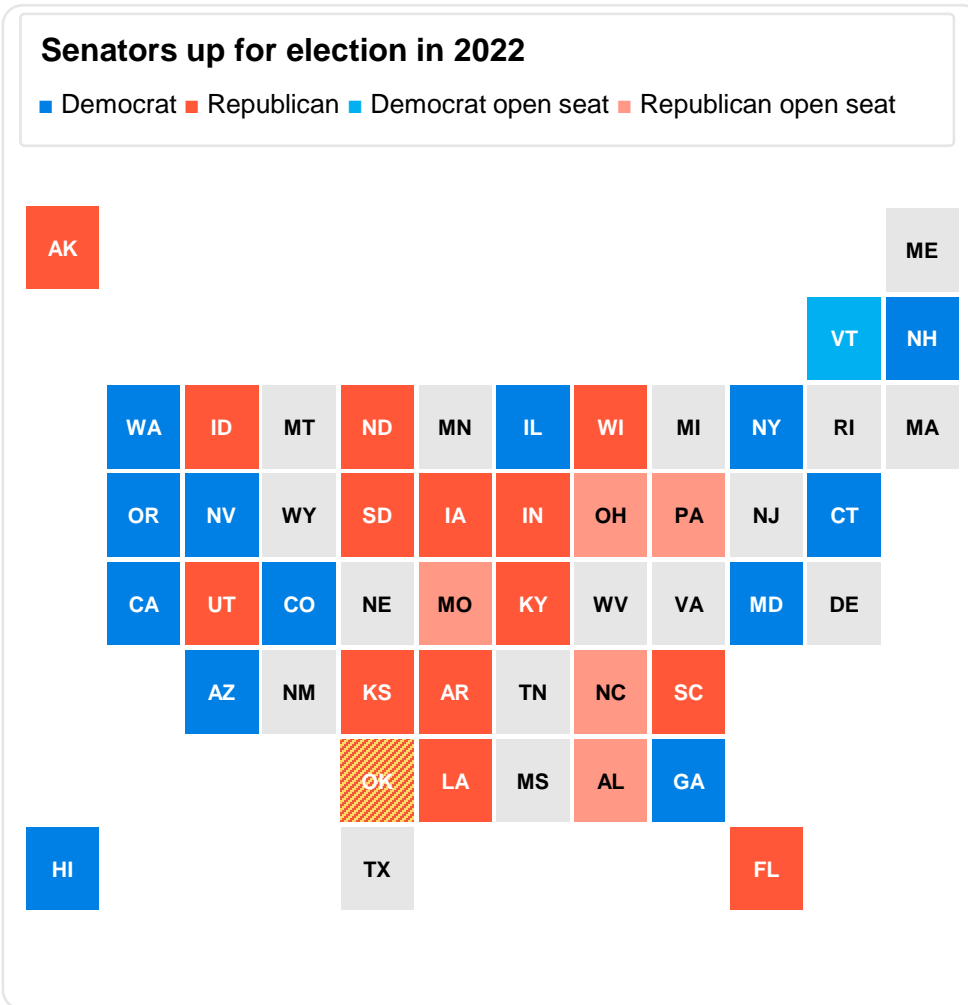
### 7. North Carolina — Open seat (R)

### 8. Ohio — Open seat (R)

### 9. Florida — Marco Rubio (R)

### 10. Colorado — Michael Bennet (D)

# Ten Senate seats to watch in the midterms



- Senate seats to watch in 2022**
- Pennsylvania:** GOP Sen. Pat Toomey will not be running for another term, making it a top target for Democrats in a state Biden carried last fall
  - Georgia:** Sen. Raphael Warnock’s (D) reelection attempt will help determine whether Democrats can continue their statewide success from 2020
  - Wisconsin:** Democrats believe they can target incumbent Sen. Ron Johnson (R)
  - Arizona:** Republicans believe Sen. Mark Kelly (D) is beatable due to his voting record and will make attempts to label him as “too liberal”
  - North Carolina:** Sen. Richard Burr’s (R) retirement makes the seat a potential target for Democrats in 2022
  - New Hampshire:** Gov. Chris Sununu announced he would seek reelection, denying the GOP a top candidate for the midterms
  - Nevada:** Although first-term Sen. Catherine Cortez Masto (D) is favored to win reelection, GOP candidate announcements could alter the state of the race
  - Florida:** GOP Sen. Marco Rubio will likely face Rep. Val Demings (D-FL-10)
  - Ohio:** Republicans remain favored to win Ohio, however, Sen. Rob Portman’s (R) retirement leaves a more competitive open seat
  - Missouri:** Former Gov. Eric Greitens’ (R) new allegations of domestic violence give Democrats hope to contest the GOP in the typically red state

