

2022 primaries

**Key takeaways and results from every state's
2022 midterm primaries**

July 22, 2022



PRODUCER

National Journal Presentation Center

2022 congressional primary dates

AS OF JUNE 30, 2022

■ Primaries ■ Runoffs ■ Primaries and Runoffs

March							April							May							June						
		1	2	3	4	5						1	2	1	2	3	4	5	6	7				1	2	3	4
6	7	8	9	10	11	12	3	4	5	6	7	8	9	8	9	10	11	12	13	14	5	6	7	8	9	10	11
13	14	15	16	17	18	19	10	11	12	13	14	15	16	15	16	17	18	19	20	21	12	13	14	15	16	17	18
20	21	22	23	24	25	26	17	18	19	20	21	22	23	22	23	24	25	26	27	28	19	20	21	22	23	24	25
27	28	29	30	31			24	25	26	27	28	29	30	29	30	31					26	27	28	29	30		

July							August							September							November						
					1	2		1	2	3	4	5	6					1	2	3			1	2	3	4	5
3	4	5	6	7	8	9	7	8	9	10	11	12	13	4	5	6	7	8	9	10	6	7	8	9	10	11	12
10	11	12	13	14	15	16	14	15	16	17	18	19	20	11	12	13	14	15	16	17	13	14	15	16	17	18	19
17	18	19	20	21	22	23	21	22	23	24	25	26	27	18	19	20	21	22	23	24	20	21	22	23	24	25	26
24	25	26	27	28	29	30	28	29	30	31				25	26	27	28	29	30		27	28	29	30			
31																											

March 1: TX

May 3: IN, OH
 May 10: NE, WV
 May 17: KY, OR, PA, NC
 May 19: ID
 May 24: AL, AR, GA, TX (runoffs)

June 7: CA*, IA, MS, MT, NJ, NM, SD
 June 14: ME, NV, ND, SC
 June 21: AL (runoffs), AR (runoffs), GA (runoffs), VA
 June 28: CO, IL, MS (runoffs) NY (gubernatorial), OK, SC (runoffs), UT

July 19: MD
 July 26: NC (runoffs)

Aug. 2: AZ, KS, MI, MO, WA*
 Aug. 4: TN
 Aug. 9: CT, MN, VT, WI
 Aug. 13: HI
 Aug. 16: AK*, SD (runoffs), WY
 Aug. 23: FL, NY(congressional), OK (runoffs)

Sep. 6: MA
 Sept. 13: DE, NH, RI
 Nov. 8: LA**

* Instead of traditional single party contests, these states put all candidates from all parties on a single ballot

** Louisiana uses a hybrid system whereby no nominees are determined prior to an all-party primary. Candidates can win an election by receiving a majority of votes on that day.



Alabama primary dashboard

Primaries held May 24, runoffs June 21

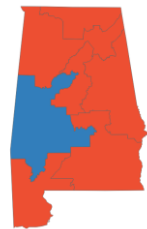
POSITIONS ON THE BALLOT

Federal and gubernatorial office only

Office	Seats	Incumbent party
House	7	1 D, 6 R
Senate	1	R
Governor	1	R

STATE DISTRICT MAP

Partisan coloring based on *Cook Political Report with Amy Walter* Race Rating



KEY TAKEAWAYS

1 Trump's Senate race judgment call

- Rep. Mo Brooks (R), whose Trump endorsement was rescinded after poor polling predictions, lost to Katie Britt (R) in the June 21st runoff
- Britt, who received 63% of the vote, will face Will Boyd (D) for the open AL Senate seat in November

2 US House District 5

- The seat left open by Rep. Brooks attracted 6 GOP challengers, with Dale Strong defeating Casey Wardynski in the June 21st runoff
- Strong, who received 63.4% of the vote, will face Kathy Warner-Stanton (D) in November

3 Governor's race

- Sitting Gov. Kay Ivey (R) easily defeated Lynda Blanchard, who failed to receive a Trump endorsement after serving as the former president's ambassador to Slovenia
- Gov. Ivey will face Yolanda Flowers (D) in November after Flowers received 55.1% of the vote in the runoff

Alabama primary results

Seat	Republican Primary Winner	Democratic Primary Winner	Cook Rating
AL-Senate	Katie Britt (Runoff 63%)	Will Boyd (63.7%)	Solid R
AL-Governor	Kay Ivey* (54.4%)	Yolanda Flowers (Runoff 55.1%)	Solid R
AL-1	Jerry Carl* (Uncontested)	No Candidate	Solid R
AL-2	Barry Moore* (Uncontested)	Phyllis Harvey-Hall (68.8%)	Solid R
AL-3	Mike Rogers* (82.3%)	Karen Lin Veasey (Uncontested)	Solid R
AL-4	Robert Aderholt* (Uncontested)	Rick Neighbors (54.1%)	Solid R
AL-5	Dale Strong (Runoff 63.4%)	Kathy Warner-Stanton (57.2%)	Solid R
AL-6	Gary Palmer* (Uncontested)	No Candidate	Solid R
AL-7	Beatrice Nichols (Uncontested)	Terri Sewell* (Uncontested)	Solid D

*Incumbent

SOURCE AP data as of 6/22/22
PRESENTATION CENTER 7/20/22



Arkansas primary dashboard

Primaries held May 24

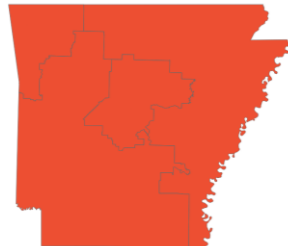
POSITIONS ON THE BALLOT

Federal and gubernatorial office only

Office	Seats	Incumbent party
House	4	4 R
Senate	1	R
Governor	1	R

STATE DISTRICT MAP

Partisan coloring based on *Cook Political Report with Amy Walter* Race Rating



KEY TAKEAWAYS

1 Governor race

- Former White House Press Secretary Sarah Huckabee Sanders won the Republican nomination
- Sanders was endorsed by former President Trump and ultimately faced just one primary challenger, whom she easily defeated
- Her father previously served as Arkansas governor from 1996-2007
- Sanders will face Democrat Chris Jones in November

2 Solid GOP state

- Arkansas' Senate seat and all four House districts are rated Solid Republican
- The state's five congressional incumbents all won renomination, with only Rep. Bruce Westermann (R-AR-4) running uncontested

Arkansas primary results

Seat	Republican Primary Winner	Democratic Primary Winner	Cook Rating
AR-Senate	John Boozman* (58.8%)	Natalie James (54.2%)	Solid R
AR-Governor	Sarah Huckabee Sanders (83.1%)	Chris Jones (70.5%)	Solid R
AR-1	Rick Crawford* (74.8%)	Monte Hodges (Uncontested)	Solid R
AR-2	French Hill* (58.5%)	Quintessa Hathaway (Uncontested)	Solid R
AR-3	Steve Womack* (78.7%)	Lauren Mallett-Hays (Uncontested)	Solid R
AR-4	Bruce Westerman* (Uncontested)	John White (Uncontested)	Solid R

*Incumbent

SOURCE AP data as of 5/25/22
PRESENTATION CENTER 7/20/22



California primary dashboard

Primaries held June 7, runoffs June 21

POSITIONS ON THE BALLOT

Federal and gubernatorial office only

Office	Seats	Incumbent party
House	52	42 D, 11 R
Senate	1	D
Governor	1	D

STATE DISTRICT MAP

Partisan coloring based on *Cook Political Report with Amy Walter* Race Rating



KEY TAKEAWAYS

1 Low turnout

- As of June 7, just 19% of the 22 million ballots sent to California voters were returned
- Low turnout could be a warning sign to Democrats that the party is losing engagement with its constituents

2 Move to the center

- Voters in San Francisco recalled District Attorney Chesa Boudin for what they saw as progressive criminal justice policies that were ineffective at deterring crime
- Meanwhile, voters in Los Angeles cast ballots for former Republican Rick Caruso in the mayor's race, forcing a November runoff with Rep. Karen Bass (D-CA-37)

3 Republican challenges

- California is one of the few states where multiple incumbent Republicans are vulnerable after redistricting
- Reps. Young Kim (R-CA-39) and David Valadao (R-CA-21) ultimately defeated primary challenges from more Trumpian candidates that could have given Democrats an edge, but both candidates came in second in their district races

California primary results (1/3)

Seat	Top-Vote-Getter #1	Top-Vote-Getter #2	Cook Rating
CA-Senate	Alex Padilla* (54.5%)	Mark Meuser (14.7%)	Solid D
CA-Governor	Gavin Newsom* (56.3%)	Brian Dahle (17.4%)	Solid D
CA-1	Doug LaMalfa* (57.%)	Max Steiner (33.%)	Solid R
CA-2	Jared Huffman* (69.5%)	No candidate	Solid D
CA-3	Kermit Jones (40.3%)	Kevin Kiley (37.3%)	Likely R
CA-4	Mike Thompson* (66.9%)	Matt Brock (16.3%)	Solid D
CA-5	Tom McClintock* (45.5%)	Michael Barkley (33.6%)	Solid R
CA-6	Ami Bera* (54.1%)	Tamika Hamilton (17.7%)	Solid D
CA-7	Doris Matsui* (64.%)	Max Semenenko (28.1%)	Solid D
CA-8	John Garamendi* (63.3%)	Rudy Recile (20.6%)	Solid D
CA-9	Josh Harder* (38.9%)	Tom Patti (28.2%)	Lean D
CA-10	Mark DeSaulnier* (Uncontested)	Michael Kerr (Uncontested)	Solid D
CA-11	Nancy Pelosi* (71.7%)	John Dennis (10.7%)	Solid D
CA-12	Barbara Lee* (87.7%)	Stephen Slauson (5.3%)	Solid D
CA-13	John Duarte (34.3%)	Adam Gray (30.9%)	Toss Up
CA-14	Eric Swalwell* (63.6%)	Alison Hayden (10.3%)	Solid D
CA-15	Kevin Mullin (41.7%)	David Canepa (23.9%)	Solid D
CA-16	Anna Eshoo* (47.8%)	Rishi Kumar (15.6%)	Solid D

*Incumbent; percentages may appear skewed due to the format of California's top-two primary

SOURCE AP data as of 6/21/22
PRESENTATION CENTER 7/20/22



California primary results (2/3)

Seat	Top-Vote-Getter #1	Top-Vote-Getter #2	Cook Rating
CA-17	Ro Khanna* (66.%)	Ritesh Tandon (25.3%)	Solid D
CA-18	Zoe Lofgren* (56.1%)	Peter Hernandez (31.4%)	Solid D
CA-19	Jimmy Panetta* (68.%)	Jeff Gorman (22.7%)	Solid D
CA-20	Kevin McCarthy* (59.4%)	Marisa Wood (25.%)	Solid R
CA-21	Jim Costa* (46.9%)	Michael Maher (26.5%)	Solid D
CA-22	Rudy Salas (45.4%)	David Valadao* (25.6%)	Toss Up
CA-23	Jay Obernolte* (60.9%)	Derek Marshall (21.8%)	Solid R
CA-24	Salud Carbajal* (60.8%)	Brad Allen (30.3%)	Solid D
CA-25	Raul Ruiz* (56.5%)	Brian Hawkins (16.5%)	Solid D
CA-26	Julia Brownley* (54.3%)	Matt Jacobs (38.4%)	Solid D
CA-27	Mike Garcia* (47.2%)	Christy Smith (37.3%)	Toss Up
CA-28	Judy Chu* (63.%)	Wes Hallman (29.4%)	Solid D
CA-29	Tony Cardenas (56.9%)	Angelica Duenas (22.5%)	Solid D
CA-30	Adam Schiff* (62.4%)	G. Pudlo (12.6%)	Solid D
CA-31	Grace Napolitano* (55.4%)	Daniel Martinez (36.8%)	Solid D
CA-32	Brad Sherman* (53.7%)	Lucie Volotzky (19.9%)	Solid D
CA-33	Pete Aguilar* (59.9%)	John Porter (17.6%)	Solid D
CA-34	Jimmy Gomez* (50.9%)	David Kim (38.7%)	Solid D

*Incumbent; percentages may appear skewed due to the format of California's top-two primary

SOURCE AP data as of 6/21/22

PRESENTATION CENTER 7/20/22



California primary results (3/3)

Seat	Top-Vote-Getter #1	Top-Vote-Getter #2	Cook Rating
CA-35	Norma Torres* (54.3%)	Mike Cargile (25.2%)	Solid D
CA-36	Ted Lieu* (67.%)	Joe Collins (13.5%)	Solid D
CA-37	Sydney Kamlager (43.7%)	Jan Perry (18.4%)	Solid D
CA-38	Linda Sanchez (58.5%)	Eric Ching (30.7%)	Solid D
CA-39	Mark Takano* (57.2%)	Aja Smith (12.6%)	Solid D
CA-40	Asif Mahmood (40.9%)	Young Kim* (34.7%)	Likely R
CA-41	Ken Calvert* (48.2%)	Will Rollins (30.5%)	Lean R
CA-42	Robert Garcia (46.6%)	John Briscoe (26.4%)	Solid D
CA-43	Maxine Waters* (74.1%)	Omar Navarro (11.9%)	Solid D
CA-44	Nanette Barragan (68.5%)	Paul Jones (24.3%)	Solid D
CA-45	Michelle Steel* (48.3%)	Jay Chen (43.1%)	Lean R
CA-46	Lou Correa* (49.1%)	Christopher Gonzales (15.6%)	Solid D
CA-47	Katie Porter* (51.7%)	Scott Baugh (30.9%)	Lean D
CA-48	Darrell Issa* (61.5%)	Stephen Houlihan (27.8%)	Solid R
CA-49	Mike Levin* (48.9%)	Brian Maryott (19.%)	Lean D
CA-50	Scott Peters* (52.4%)	Corey Gustafson (29.9%)	Solid D
CA-51	Sara Jacobs* (60.6%)	Stan Caplan (37.2%)	Solid D
CA-52	Juan Vargas* (59.1%)	Tyler Geffaney (30.5%)	Solid D

*Incumbent; percentages may appear skewed due to the format of California's top-two primary

SOURCE AP data as of 6/21/22
PRESENTATION CENTER 7/20/22

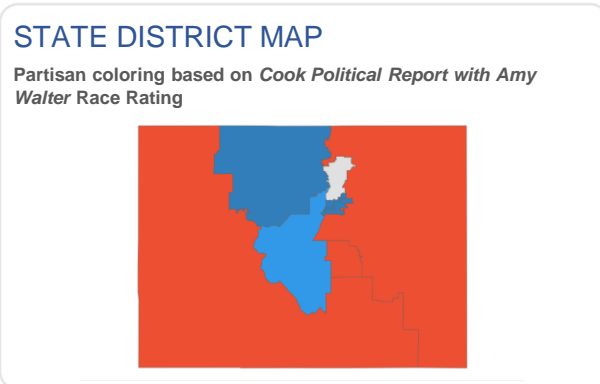


Colorado primary results

Primaries held June 28

POSITIONS ON THE BALLOT
Federal and gubernatorial office only

Office	Seats	Incumbent party
House	8	4 D, 3 R
Senate	1	D
Governor	1	D



KEY TAKEAWAYS

1 GOP moderates advance

- GOP Gov. candidate Heidi Ganahl refuses to voice an opinion on 2020 election integrity, but she bested an opponent who was vocal in perpetuating false election claims
- Republican Senate primary winner Joe O’Dea supports early-term abortion rights, beating Ron Hanks, who marched on the Capitol on January 6 and is staunchly pro-life

2 Democratic dark money fails to deliver

- Democrat-aligned campaign groups gave millions to extreme Republican candidates, but more moderate and electable candidates won GOP governor and Senate primaries
- Colorado’s primary system allows unaffiliated voters to choose either party primary, and these ads may have influenced the record 30% of primary voters who voted for GOP candidates but were not registered Republicans

3 Incumbent advantage

- Incumbent Gov. Jared Polis (D) and long-time Sen. Michael Bennet (D) remain popular in a state trending blue
- Rep. Lauren Boebert (R-CO-3), easily survived a moderate challenger

Colorado primary results

Seat	Republican Primary Winner	Democratic Primary Winner	Cook Rating
CO-Senate	Joe O'Dea (54.5%)	Michael Bennet* (Uncontested)	Likely D
CO-Governor	Heidi Ganahl (53.9%)	Jared Polis* (Uncontested)	Solid D
CO-1	Jennifer Qualteri (Uncontested)	Diana DeGette* (81.2%)	Solid D
CO-2	Marshall Dawson (Uncontested)	Joe Neguse* (Uncontested)	Solid D
CO-3	Lauren Boebert* (65.8%)	Adam Frisch (42.6%)	Solid R
CO-4	Ken Buck* (74.1%)	Ike McCorkle (Uncontested)	Solid R
CO-5	Doug Lamborn* (47.3%)	David Torres (54.6%)	Solid R
CO-6	Steven Monahan (Uncontested)	Jason Crow* (Uncontested)	Solid D
CO-7	Erik Aadland (47.9%)	Brittany Pettersen (Uncontested)	Likely D
CO-8	Barbara Kirkmeyer (39.%)	Yadira Caraveo (Uncontested)	Toss Up

*Incumbent

SOURCE AP data as of 6/29/22
PRESENTATION CENTER 7/20/22



Georgia primary dashboard

Primaries held May 24, runoffs June 21

POSITIONS ON THE BALLOT

Federal and gubernatorial office only

Office	Seats	Incumbent party
House	14	6 D, 8 R
Senate	1	D
Governor	1	R

STATE DISTRICT MAP

Partisan coloring based on *Cook Political Report with Amy Walter* Race Rating



KEY TAKEAWAYS

1 Defeat for Trump-endorsed candidates

- Trump targeted incumbent Republicans who refused to cooperate with his election denial schemes
- Gov. Brian Kemp, Secretary of State Brad Raffensperger, and Attorney General Chris Carr all handily defeated Trump-endorsed challengers

2 Stage set for a major senate battle

- Herschel Walker (R) will face incumbent Sen. Raphael Warnock (D) two years after Warnock's victory in a special election that sealed the Senate for Democrats
- Walker emerged from a crowded primary field with help from a Trump endorsement and despite allegations of domestic violence
- The toss up race will be one of the most expensive in 2022 and could decide control of the Senate

3 Two more Trump endorsements fall in runoffs

- In two solidly Republican House districts, Trump-endorsed candidates qualified for runoffs but failed to advance
- Trucking company owner Mike Collins thwarted former Democrat state lawmaker Vernon Jones
- ER doctor Rich McCormick defeated attorney Jake Evans

Georgia primary results (1/2)

Seat	Republican Primary Winner	Democratic Primary Winner	Cook Rating
GA-Senate	Herschel Walker (68.2%)	Raphael Warnock* (96.%)	Toss Up
GA-Governor	Brian Kemp* (73.7%)	Stacey Abrams (Uncontested)	Toss Up
GA-Secretary of State	Brad Raffensperger* (52.3%)	Bee Nguyen (44.2%)	Not rated
GA-Attorney General	Chris Carr* (73.7%)	Jen Jordan (77.6%)	Not rated
GA-1	Buddy Carter* (Uncontested)	Wade Herring (62%)	Solid R
GA-2	Chris West (Runoff 51.3%)	Sanford Bishop* (93.5%)	Likely D
GA-3	Drew Ferguson* (82.7%)	Val Almonord (Uncontested)	Solid R
GA-4	Jonathan Chavez (78.3%)	Hank Johnson* (Uncontested)	Solid D
GA-5	Christian Zimm (Uncontested)	Nikema Williams* (86.3%)	Solid D
GA-6	Rich McCormick (Runoff 66.5%)	Bob Christian (55.5%)	Solid R

*Incumbent

SOURCE AP data as of 6/22/22
PRESENTATION CENTER 7/20/22



Georgia primary results (2/2)

Seat	Republican Primary Winner	Democratic Primary Winner	Cook Rating
GA-7	Mark Gonsalves (70%)	Lucy McBath* (63.%)	Solid D
GA-8	Austin Scott* (Uncontested)	Darrius Butler (Uncontested)	Solid R
GA-9	Andrew Clyde* (76.4%)	Mike Ford (Uncontested)	Solid R
GA-10	Mike Collins (Runoff 74.5%)	Tabitha Johnson-Green (Runoff 64.4%)	Solid R
GA-11	Barry Loudermilk* (Uncontested)	Antonio Daza (Uncontested)	Solid R
GA-12	Rick Allen* (Uncontested)	Elizabeth Johnson (Uncontested)	Solid R
GA-13	Caesar Gonzales (57.4%)	David Scott* (65.8%)	Solid D
GA-14	Marjorie Taylor Greene* (69.5%)	Marcus Flowers (74.7%)	Solid R

*Incumbent

SOURCE AP data as of 6/22/22
PRESENTATION CENTER 7/20/22



Idaho primary dashboard

Primaries held May 17

POSITIONS ON THE BALLOT

Federal and gubernatorial office only

Office	Seats	Incumbent party
House	2	2 R
Senate	1	R
Governor	1	R

STATE DISTRICT MAP

Partisan coloring based on *Cook Political Report with Amy Walter* Race Rating



KEY TAKEAWAYS

1 Trump falls flat in governor race

- Incumbent Gov. Brad Little (R) handily defeated a primary challenge from his own Lt. Gov. Janice McGeachin (R), who was endorsed by Trump
- Little is one of only two sitting Republican governors Trump has opposed in the midterms

2 Labrador's return to elected office

- Incumbent AG Lawrence Wadsen (R) was ousted by former Rep. Raúl Labrador (R-ID), who helped found the House Freedom Caucus
- Wadsen did not join some other Republican AGs in attempting to invalidate the 2020 election results

3 Simpson survives

- 12-term Rep. Mike Simpson (R-ID-2) won the GOP nomination against challenger Bryan Smith (R)
- Ad spending in the race reached nearly \$2 million, with Smith and the America Proud PAC accusing Simpson of being "liberal" and "anti-Trump"

Idaho primary results

Seat	Republican Primary Winner	Democratic Primary Winner	Cook Rating
ID-Senate	Mike Crapo* (67.1%)	David Roth (57.8%)	Solid R
ID-Governor	Brad Little* (52.8%)	Stephen Heidt (Uncontested)	Solid R
ID-1	Russ Fulcher* (Uncontested)	Kaylee Peterson (Uncontested)	Solid R
ID-2	Mike Simpson* (54.6%)	Wendy Norman (Uncontested)	Solid R

*Incumbent

SOURCE AP data as of 5/18/22
PRESENTATION CENTER 7/20/22



Illinois primary dashboard

Primaries held June 28

POSITIONS ON THE BALLOT

Federal and gubernatorial office only

Office	Seats	Incumbent party
House	17	13 D, 5 R
Senate	1	D
Governor	1	D

STATE DISTRICT MAP

Partisan coloring based on *Cook Political Report with Amy Walter* Race Rating



KEY TAKEAWAYS

1 Dem meddling in governor's race pays off

- Democrats deployed an expensive and risky strategy to elevate the campaign of Trump-endorsed Darren Bailey (R) over the more moderate Aurora Mayor Richard Irvin (R)
- Irvin would have been a more competitive candidate against incumbent Gov. J.B. Pritzker (D); Pritzker will now face Bailey in November after the latter's resounding victory over Irvin

2 Casten defeats Newman in Dem. primary

- Redistricting drew incumbent Reps. Sean Casten (D-IL-6) and Marie Newman (D-IL-3) into the same 6th CD; Newman currently faces an ethics probe
- Casten beat progressive freshman Newman, despite the new district containing more of Newman's constituents

3 Miller bests Davis in GOP primary

- Rep. Mary Miller (R-IL-15) bested Rep. Rodney Davis (R-IL-13) in the new 15th CD which became much more Republican—a disadvantage to the more moderate Davis
- Miller was backed by Trump while Davis had supported efforts to create an independent commission to investigate the Jan 6. Capitol riot

Illinois primary results (1/2)

Seat	Republican Primary Winner	Democratic Primary Winner	Cook Rating
IL-Senate	Kathy Salvi (30.2%)	Tammy Duckworth* (Uncontested)	Solid D
IL-Governor	Darren Bailey (57.7%)	JB Pritzker (91.8%)	Solid D
IL-1	Eric Carlson (40.5%)	Jonathan Jackson (28.1%)	Solid D
IL-2	Thomas Lynch (37.2%)	Robin Kelly* (Uncontested)	Solid D
IL-3	Justin Burau (Uncontested)	Delia Ramirez (65.6%)	Solid D
IL-4	James Falakos (Uncontested)	Chuy Garcia* (Uncontested)	Solid D
IL-5	Tommy Hanson (55.4%)	Mike Quigley* (Uncontested)	Solid D
IL-6	Keith Pekau (38.8%)	Sean Casten* (68.1%)	Lean D
IL-7	No Candidate	Danny Davis* (52.1%)	Solid D
IL-8	Chris Dargis (31.9%)	Raja Krishnamoorthi* (70.5%)	Solid D
IL-9	Maxwell Rice (Uncontested)	Janice Schakowsky* (Uncontested)	Solid D

*Incumbent

SOURCE AP data as of 6/29/22
PRESENTATION CENTER 7/20/22



Illinois primary results (2/2)

Seat	Republican Primary Winner	Democratic Primary Winner	Cook Rating
IL-10	Joseph Severino (Uncontested)	Brad Schneider* (Uncontested)	Solid D
IL-11	Catalina Lauf (31.%)	Bill Foster* (Uncontested)	Likely D
IL-12	Mike Bost* (Uncontested)	Homer Markel (56.8%)	Solid R
IL-13	Regan Deering (34.7%)	Nikki Budzinski (75.8%)	Lean D
IL-14	Scott Gryder (30.9%)	Lauren Underwood* (Uncontested)	Likely D
IL-15	Mary Miller* (57.6%)	Paul Lange (Uncontested)	Solid R
IL-16	Darin LaHood (66.3%)	No Candidate	Solid R
IL-17	Esther Joy King (68.7%)	Eric Sorensen (37.8%)	Toss Up

*Incumbent

SOURCE AP data as of 6/29/22
PRESENTATION CENTER 7/20/22



Indiana primary dashboard

Primaries held May 3

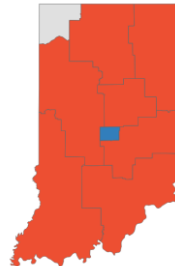
POSITIONS ON THE BALLOT

Federal and gubernatorial office only

Office	Seats	Incumbent party
House	9	2 D, 7 R
Senate	1	R
Governor	0	-

STATE DISTRICT MAP

Partisan coloring based on *Cook Political Report with Amy Walter Race Rating*



KEY TAKEAWAYS

1 Trump's influence

- All six Republican candidates endorsed by former President Trump won their House primaries
- This includes sitting Rep. Greg Pence (R-IN-6), brother of former Vice President Mike Pence, who defeated James Alspach (R) in the House primary
- Rep. Pence was the only Trump-endorsed candidate in the Indiana primaries to run opposed

2 Redrawn districts

- Indiana's 1st and 9th Congressional districts were redrawn by the GOP in 2020
- Sitting House Rep. Frank Mrvan (D) will face Jennifer-Ruth Green (R), an Air Force Veteran looking to turn the Biden-leaning 1st district red
- The open GOP candidacy for the 9th district that was expanded to the Ohio border was secured by Erin Houchin (R) with 37% of votes

Indiana primary results

Seat	Republican Primary Winner	Democratic Primary Winner	Cook Rating
IN-Senate	Todd Young* (Uncontested)	Thomas McDermott (Uncontested)	Solid R
IN-1	Jennifer-Ruth Green (47.1%)	Frank J. Mrvan* (86.4%)	Toss Up
IN-2	Jackie Walorski* (Uncontested)	Paul Steury (Uncontested)	Solid R
IN-3	Jim Banks* (Uncontested)	Gary Snyder (56.2%)	Solid R
IN-4	Jim Baird* (Uncontested)	Roger Day (68.2%)	Solid R
IN-5	Victoria Spartz* (Uncontested)	Jeannine Lake (60.%)	Solid R
IN-6	Greg Pence* (77.6%)	Cynthia Wirth (73.1%)	Solid R
IN-7	Angela Grabovsky (53.6%)	Andre Carson* (93.9%)	Solid D
IN-8	Larry Bucshon* (Uncontested)	Ray McCormick (68.6%)	Solid R
IN-9	Erin Houchin (37.3%)	Matthew Fyfe (56.8%)	Solid R

*Incumbent

SOURCE AP data as of 5/5/22
PRESENTATION CENTER 7/20/22



Iowa primary dashboard

Primaries held June 7

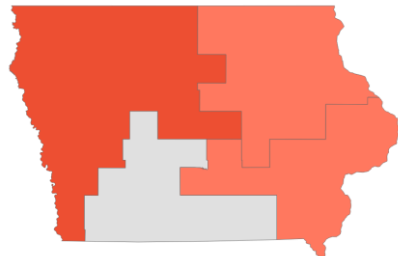
POSITIONS ON THE BALLOT

Federal and gubernatorial office only

Office	Seats	Incumbent party
House	4	1 D, 3 R
Senate	1	R
Governor	1	R

STATE DISTRICT MAP

Partisan coloring based on *Cook Political Report with Amy Walter Race Rating*



KEY TAKEAWAYS

1 Washington insider fails to advance

- Despite high-profile endorsements and a fundraising advantage of close to one million dollars, former US Rep. Abby Finkenauer lost to retired US Navy Vice Admiral Michael Franken in the Democratic Senate primary
- Franken goes on to face long-time incumbent Sen. Chuck Grassley (R) in a race that is anticipated to be an easy Republican victory

2 Candidates set for a redistricting toss-up

- Incumbent Rep. Cindy Axne (D-IA-3) faces tough re-election prospects after redistricting added 5,000 Republican voters to her district
- Former State Sen. Zach Nunn (R) won the opportunity to challenge Axne with support of the NRCC in a target district for Republicans

Iowa primary results

Seat	Republican Primary Winner	Democratic Primary Winner	Cook Rating
IA-Senate	Chuck Grassley* (73.5%)	Michael Franken (55.2%)	Solid R
IA-Governor	Kim Reynolds* (Uncontested)	Deidre DeJear (Uncontested)	Solid R
IA-1	Mariannette Miller-Meeks* (Uncontested)	Christina Bohannon (Uncontested)	Likely R
IA-2	Ashley Hinson* (Uncontested)	Liz Mathis (Uncontested)	Likely R
IA-3	Zach Nunn (65.9%)	Cindy Axne* (Uncontested)	Toss Up
IA-4	Randy Feenstra* (Uncontested)	Ryan Melton (Uncontested)	Solid R

*Incumbent

SOURCE AP data as of 6/8/22
PRESENTATION CENTER 7/20/22



Kentucky primary dashboard

Primaries held May 17

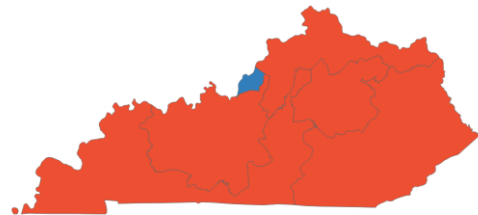
POSITIONS ON THE BALLOT

Federal and gubernatorial office only

Office	Seats	Incumbent party
House	6	1 D, 5 R
Senate	1	R
Governor	0	-

STATE DISTRICT MAP

Partisan coloring based on *Cook Political Report with Amy Walter Race Rating*



KEY TAKEAWAYS

1 Five Trump-backed candidates advance

- Trump-backed incumbent Rep. James Comer won the 1st Congressional District primary in an uncontested race
- Trump-endorsed incumbent Reps. Brett Guthrie (R-KY-2), Thomas Massie (R-KY-4), Harold Rogers (R-KY-5), and Andy Barr (R-KY-6) will go on to face Democrat challengers in November

2 Sen. Rand Paul defends his seat

- Sitting Sen. Rand Paul (R-KY) won the nomination to seek his third term and will face former State Rep. Charles Booker (D) in the general election

Kentucky primary results

Seat	Republican Primary Winner	Democratic Primary Winner	Cook Rating
KY-Senate	Rand Paul* (86.3%)	Charles Booker (73.2%)	Solid R
KY-1	James Comer* (Uncontested)	Jimmy Ausbrooks (Uncontested)	Solid R
KY-2	Brett Guthrie* (78.1%)	Hank Linderman (58.2%)	Solid R
KY-3	Morgan McGarvey (63.3%)	Morgan McGarvey (63.3%)	Solid D
KY-4	Thomas Massie* (75.2%)	Matthew Lehman (Uncontested)	Solid R
KY-5	Harold Rogers* (82.6%)	Conor Halbleib (Uncontested)	Solid R
KY-6	Andy Barr* (87.8%)	Geoffrey Young (51.7%)	Solid R

*Incumbent

SOURCE AP data as of 5/18/22
PRESENTATION CENTER 7/20/22



Maine primary dashboard

Primaries held June 14

POSITIONS ON THE BALLOT

Federal and gubernatorial office only

Office	Seats	Incumbent party
House	2	2 D
Senate	0	-
Governor	1	D

STATE DISTRICT MAP

Partisan coloring based on Cook Political Report with Amy Walter Race Rating



KEY TAKEAWAYS

1 2020 rematch set

- In Maine's only contested federal primary, former Rep. Bruce Poliquin (R) won the opportunity to take back his seat from Rep. Jared Golden (D-ME-2)
- Poliquin tapped connections from his experience in the House, including Congressional Leadership Fund support, to try to return to a seat he held from 2015 through 2019

2 Governor's race preview

- Both gubernatorial candidates, incumbent Gov. Janet Mills (D) and former Gov. Paul LePage (R), ran unopposed in their parties' primaries
- Candidates are focusing on state budget issues and Mills' actions to this point in the COVID-19 pandemic
- June filings showed Mills had more than twice the campaign cash of LePage, but polls indicate a tight race

Maine primary results

Seat	Republican Primary Winner	Democratic Primary Winner	Cook Rating
ME-Governor	Paul LePage (Uncontested)	Janet Mills* (Uncontested)	Lean D
ME-1	Edwin Thelander (Uncontested)	Chellie Pingree* (Uncontested)	Solid D
ME-2	Bruce Poliquin (60.4%)	Jared Golden* (Uncontested)	Toss Up

*Incumbent

SOURCE AP data as of 6/15/22
PRESENTATION CENTER 7/20/22



Maryland primary dashboard

Primaries held July 19

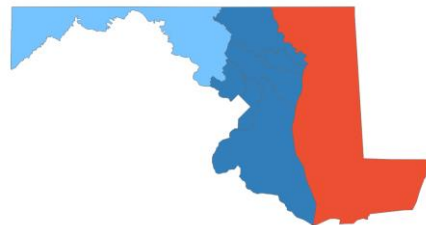
POSITIONS ON THE BALLOT

Federal and gubernatorial office only

Office	Seats	Incumbent party
House	8	7 D, 1 R
Senate	1	D
Governor	1	D

STATE DISTRICT MAP

Partisan coloring based on Cook Political Report with Amy Walter Race Rating



KEY TAKEAWAYS

1 Trump wins in the Governor's race

- Trump endorsed candidate state lawmaker Dan Cox defeated former state Commerce Secretary Kelly Schulz for the GOP gubernatorial primary; Schulz was backed by Gov. Larry Hogan (R), an outspoken Trump critic
- Cox received significant funding from Democrats who view him as a weaker candidate. He will likely face either author Wes Moore or National Committee Chair Tom Perez in November

2 Open seat in the Democratic 4th CD

- Former prosecutor Glenn Ivey (D) received 51.2% of the vote to beat former congresswoman Donna Edwards (D) Ivey was endorsed by a super PAC in association with the American-Israel Public Affairs Committee, which spent close to \$6 million on his race

3 Miller bests Davis in GOP primary

- Incumbent Sen. Chris Van Hollen (D) handily won the Democratic primary and will likely be reelected as Democrats outnumber Republicans two to one in Maryland and the state has not had a GOP senator in three decades

Maryland primary results

Seat	Republican Primary Winner	Democratic Primary Winner	Cook Rating
MD-Senate	Chris Chaffee (21.4%)	Chris Van Hollen* (78.7%)	Solid D
MD-Governor	Dan Cox (54.7%)	Not Yet Called	Solid D
MD-1	Andy Harris* (Uncontested)	Heather Mizeur (68.5%)	Solid R
MD-2	Not Yet Called	Dutch Ruppersberger* (71.8%)	Solid D
MD-3	Not Yet Called	John Sarbanes* (84.2%)	Solid D
MD-4	Jeff Warner (59.8%)	Glenn Ivey (51.4%)	Solid D
MD-5	Chris Palombi (69.%)	Steny Hoyer* (69.6%)	Solid D
MD-6	Neil Parrott (63.7%)	David Trone* (78.6%)	Lean D
MD-7	Not Yet Called	Kweisi Mfume* (84.3%)	Solid D
MD-8	Gregory Coll (83.9%)	Jamie Raskin* (92.8%)	Solid D

*Incumbent

SOURCE AP data as of 7/22/22
PRESENTATION CENTER 7/20/22



Mississippi primary dashboard

Primaries held June 7, runoffs June 28

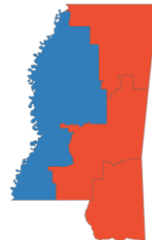
POSITIONS ON THE BALLOT

Federal and gubernatorial office only

Office	Seats	Incumbent party
House	4	1 D, 3 R
Senate	0	-
Governor	0	-

STATE DISTRICT MAP

Partisan coloring based on *Cook Political Report with Amy Walter* Race Rating



KEY TAKEAWAYS

1 Runoff in the 3rd CD

- Incumbent Rep. Michael Guest faced a tough primary after voting to establish a congressional committee investigating the Jan 6 capital attacks
- Opposing GOP candidate Michael Cassidy slightly beat Guest in the primary, focusing his campaign on the idea of Guest not being conservative enough
- However, both candidates received less than 50% of the vote, forcing a runoff
- On June 28, Guest clinched the GOP nomination after receiving 67.3% of the vote

2 Incumbent struggles

- Rep. Steven Palazzo (R-MS-4) went into a runoff election against Sheriff Mike Ezell after receiving just 32% of the GOP vote
- Palazzo's lowered vote rate has been attributed to fighting off challenges from alleged accounts of misused funds
- Ezell ultimately beat Palazzo in the runoff, earning 53.6% of the vote

Mississippi primary results

Seat	Republican Primary Winner	Democratic Primary Winner	Cook Rating
MS-1	Trent Kelly* (89.8%)	Dianne Black (79.1%)	Solid R
MS-2	Brian Flowers (58%)	Bennie Thompson* (96.3%)	Solid D
MS-3	Michael Guest* (67.3%)	Shuwaski Young (Uncontested)	Solid R
MS-4	Mike Ezell (53.6%)	Johnny DuPree (84.9%)	Solid R

*Incumbent

SOURCE AP data as of 6/29/22
PRESENTATION CENTER 7/20/22



Montana primary dashboard

Primaries held June 7

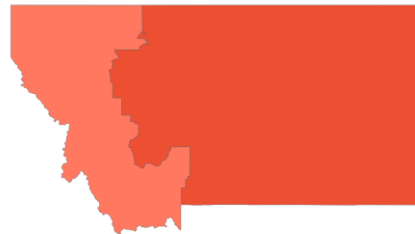
POSITIONS ON THE BALLOT

Federal and gubernatorial office only

Office	Seats	Incumbent party
House	2	1 R
Senate	0	-
Governor	0	-

STATE DISTRICT MAP

Partisan coloring based on *Cook Political Report with Amy Walter* Race Rating



KEY TAKEAWAYS

1 A second seat

- Redistricting took Montana from one congressional seat to two. While both districts lean Republican, the first district is slightly more competitive
- Monica Tranel, a former attorney on the Montana Public Service Commission, won the Democratic contest for the new House seat while former Interior Secretary Ryan Zinke took the GOP nomination

2 Challengers defeated

- Incumbent Rep. Matt Rosendale (R-MT-1) fended off three challengers in the Republican contest for Montana's second congressional seat. He will face Democratic primary winner Penny Ronning, a former Billings City Councilwoman, in the solidly Republican district

Montana primary results

Seat	Republican Primary Winner	Democratic Primary Winner	Cook Rating
MT-1	Ryan Zinke (41.7%)	Monica Tranel (64.9%)	Likely R
MT-2	Matt Rosendale* (75.7%)	Penny Ronning (58.5%)	Solid R

*Incumbent

SOURCE AP data as of 6/8/22
 PRESENTATION CENTER 7/20/22



Nebraska primary dashboard

Primaries held May 10

POSITIONS ON THE BALLOT

Federal and gubernatorial office only

Office	Seats	Incumbent party
House	2	2 R
Senate	0	-
Governor	1	R

STATE DISTRICT MAP

Partisan coloring based on *Cook Political Report with Amy Walter* Race Rating



KEY TAKEAWAYS

1 Trump loss

- Nebraska's governor race pitted scandal-ridden Trump endorsed candidate Charles Herbster against term-limited Gov. Pete Rickett's (R) candidate of choice, University of Nebraska Regent Jim Pillen
- Pillen won the nomination, making Herbster the first Trump-backed candidate to lose a primary

2 Urban-rural divide

- The urban-rural divide between Democrats and Republicans has long been apparent, but there is also a divide within the Republican party, with moderate candidates receiving more support in urban centers

3 Fortenberry's vacancy

- Former Rep. Jeff Fortenberry's (R-NE-1) name remained on the ballot despite his resignation following felony convictions for lying to the FBI
- State Sen. Mike Flood easily won the GOP primary, carried by endorsements from Gov. Pete Ricketts (R) and former Gov. Dave Heineman (R)

Nebraska primary results

Seat	Republican Primary Winner	Democratic Primary Winner	Cook Rating
NE-Governor	Jim Pillen (33.9%)	Carol Blood (88.7%)	Solid R
NE-1	Mike Flood (73.9%)	Patty Pansing Brooks (86.7%)	Solid R
NE-2	Don Bacon* (77.2%)	Tony Vargas (68.7%)	Likely R
NE-3	Adrian Smith* (76.%)	David Else (52.2%)	Solid R

*Incumbent

SOURCE AP data as of 5/11/22
PRESENTATION CENTER 7/20/22



Nevada primary dashboard

Primaries held June 14

POSITIONS ON THE BALLOT

Federal and gubernatorial office only

Office	Seats	Incumbent party
House	4	3 D, 1 R
Senate	1	D
Governor	1	D

STATE DISTRICT MAP

Partisan coloring based on Cook Political Report with Amy Walter Race Rating



KEY TAKEAWAYS

1 Election deniers win

- Former state AG Adam Laxalt easily won the GOP nomination for Senate; Laxalt was endorsed by Trump and tried to overturn the 2020 election results in the state
- Jim Marchant, an election denier, clinched the GOP nomination for secretary of state and is now one step closer to serving as the state's chief elections officer
- Rep. Steven Horsford (D-NV-4) will either face a candidate who was at the Jan. 6 riot or one who is skeptical of the legitimacy of the 2020 election

2 Governor's race set

- Clark County Sheriff Joe Lombardo bested a field of 14 other candidates to win the Republican nomination; Lombardo was endorsed by Trump
- Incumbent Gov. Steve Sisolak (D) is vulnerable to a GOP challenge, with recent polls showing him and Lombardo neck and neck
- Sisolak does have a significantly higher approval rating than President Biden, at 51%

Nevada primary results

Seat	Republican Primary Winner	Democratic Primary Winner	Cook Rating
NV-Senate	Adam Laxalt (55.7%)	Catherine Cortez Masto* (90.8%)	Toss Up
NV-Governor	Joe Lombardo (38.3%)	Steve Sisolak* (89.3%)	Toss Up
NV-1	Mark Robertson (30.1%)	Dina Titus* (81.5%)	Toss Up
NV-2	Mark Amodei* (54.7%)	Elizabeth Krause (48.6%)	Solid R
NV-3	April Becker (65.%)	Susie Lee* (89.6%)	Toss Up
NV-4	Sam Peters (48.%)	Steven Horsford* (Uncontested)	Toss Up

*Incumbent

SOURCE AP data as of 6/15/22
PRESENTATION CENTER 7/20/22



New Jersey primary dashboard

Primaries held June 7

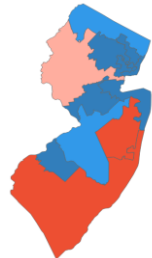
POSITIONS ON THE BALLOT

Federal and gubernatorial office only

Office	Seats	Incumbent party
House	12	10 D, 2 R
Senate	0	-
Governor	0	-

STATE DISTRICT MAP

Partisan coloring based on *Cook Political Report with Amy Walter* Race Rating



KEY TAKEAWAYS

1 5th Congressional District

- Incumbent Rep. Josh Gottheimer (D) won the Democratic primary in an uncontested race
- In the Republican primary, four candidates competed for the chance to take on Gottheimer in November
- Candidate Frank Pallotta, who ran against Gottheimer in 2020 and lost, ultimately won the nomination with 50.3% of the vote

2 Move to the center

- Thomas Kean Jr. (R), son of former NJ Governor Tom Kean (R), won the 7th CD's GOP primary and will face incumbent Rep. Tom Malinowski (D) in a 2020 rematch
- Rob Menendez Jr. (D), son of sitting Sen. Robert Menendez (D-NJ), beat out two other candidates and will face Marcos Arroyo (R) in November for the 8th district seat

New Jersey primary results

Seat	Republican Primary Winner	Democratic Primary Winner	Cook Rating
NJ-1	Claire Gustafson (68.8%)	Donald Norcross* (77.3%)	Solid D
NJ-2	Jeff Van Drew* (86.1%)	Tim Alexander (62.%)	Solid R
NJ-3	Bob Healey (52.8%)	Andy Kim* (92.9%)	Likely D
NJ-4	Christopher Smith* (57.6%)	Matthew Jenkins (Uncontested)	Solid R
NJ-5	Frank Pallotta (50.3%)	Josh Gottheimer* (Uncontested)	Likely D
NJ-6	Susan Kiley (57.%)	Frank Pallone* (Uncontested)	Solid D
NJ-7	Thomas Kean Jr. (45.6%)	Tom Malinowski* (94.4%)	Lean R
NJ-8	Marcos Arroyo (Uncontested)	Robert Menendez (83.6%)	Solid D
NJ-9	Billy Prempeh (Uncontested)	Bill Pascrell* (Uncontested)	Solid D
NJ-10	David Pinckney (82.6%)	Donald Payne Jr.* (83.7%)	Solid D
NJ-11	Paul DeGroot (39.4%)	Mikie Sherrill* (Uncontested)	Solid D
NJ-12	Darius Mayfield (Uncontested)	Bonnie Watson Coleman* (Uncontested)	Solid D

*Incumbent

SOURCE AP data as of 6/8/22
PRESENTATION CENTER 7/20/22



New Mexico primary dashboard

Primaries held June 7

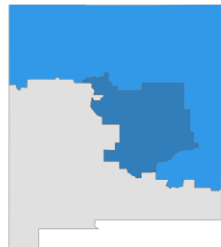
POSITIONS ON THE BALLOT

Federal and gubernatorial office only

Office	Seats	Incumbent party
House	3	2 D, 1 R
Senate	0	-
Governor	1	D

STATE DISTRICT MAP

Partisan coloring based on *Cook Political Report with Amy Walter* Race Rating



KEY TAKEAWAYS

1 A vulnerable Democrat governor

- Although New Mexico voted for Biden over Trump by 11 points in 2020, lukewarm polling for incumbent Gov. Michelle Lujan Grisham (D) led to a crowded Republican primary
- Low midterm turnout for Democrats could leave the governor's mansion vulnerable; the Cook Political Report rates the matchup as Likely Democrat

2 Redistricting bites

- A Democrat-drawn map shifted incumbent Representative Yvette Herrell's (R-NM-2) district from R+14 to D+4 on FiveThirtyEight's partisan index
- The Cook Political Report currently rates the upcoming battle with Democratic primary winner Gabriel Vasquez as a toss-up

New Mexico primary results

Seat	Republican Primary Winner	Democratic Primary Winner	Cook Rating
NM-Governor	Mark Ronchetti (58.4%)	Michelle Lujan Grisham* (Uncontested)	Lean D
NM-1	Michelle Garcia Holmes (58.7%)	Melanie Stansbury* (Uncontested)	Solid D
NM-2	Yvette Herrell* (Uncontested)	Gabriel Vasquez (76.1%)	Toss Up
NM-3	Alexis Martinez Johnson (Uncontested)	Teresa Leger Fernandez* (Uncontested)	Likely D

*Incumbent

SOURCE AP data as of 6/8/22
PRESENTATION CENTER 7/20/22



North Carolina primary dashboard

Primaries held May 17, runoffs July 26

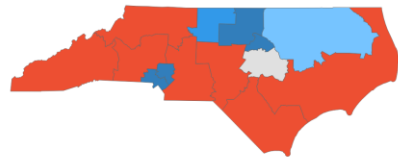
POSITIONS ON THE BALLOT

Federal and gubernatorial office only

Office	Seats	Incumbent party
House	14	5 D, 8 R
Senate	1	R
Governor	0	-

STATE DISTRICT MAP

Partisan coloring based on *Cook Political Report with Amy Walter* Race Rating



KEY TAKEAWAYS

1 Senate race

- Trump-endorsed candidate Rep. Ted Budd (R-NC-13) easily defeated his numerous primary challengers
- Former chief justice of the state Supreme Court Cheri Beasley won the Democratic nomination and would be the first Black Senator from North Carolina if she defeats Budd

2 Mixed bag for Trump endorsements

- Trump's endorsement of Budd helped clear the path for him in a crowded primary field that included some big names, including former Governor Pat McCrory (R)
- However, Trump's last minute advocacy for Rep. Madison Cawthorn's (R-NC-11) fell short

3 Progressive defeat

- Outside groups donated generously to moderate Democratic candidates in the state
- Progressives saw primary defeats in the 1st and 4th districts; in the latter, candidate Nida Allam (D) was bested despite endorsements from Sen. Bernie Sanders (I-VT) and Rep. Alexandria Ocasio-Cortez (D-NY-14)

North Carolina primary dashboard

Seat	Republican Primary Winner	Democratic Primary Winner	Cook Rating
NC-Senate	Ted Budd (58.6%)	Cheri Beasley (81.1%)	Lean R
NC-1	Sandy Smith (31.4%)	Don Davis (63.2%)	Lean D
NC-2	Christine Villaverde (55.2%)	Deborah Ross* (Uncontested)	Solid D
NC-3	Greg Murphy* (75.7%)	Barbara Gaskins (80.4%)	Solid R
NC-4	Courtney Geels (64.5%)	Valerie Foushee (46.1%)	Solid D
NC-5	Virginia Foxx* (76.6%)	Kyle Parrish (Uncontested)	Solid R
NC-6	Christian Castelli (36.2%)	Kathy Manning* (Uncontested)	Likely D
NC-7	David Rouzer* (79.2%)	Charles Graham (31.2%)	Solid R
NC-8	Dan Bishop* (Uncontested)	Scott Huffman (Uncontested)	Solid R
NC-9	Richard Hudson* (79.2%)	Ben Clark (Uncontested)	Solid R
NC-10	Patrick McHenry* (68.1%)	Pam Genant (77.4%)	Solid R
NC-11	Chuck Edwards (33.4%)	Jasmine Beach-Ferrara (59.7%)	Solid R
NC-12	Tyler Lee (42.9%)	Alma Adams* (91.6%)	Solid D
NC-13	Bo Hines (32.1%)	Wiley Nickel (51.6%)	Toss Up
NC-14	Pat Harrigan (75.7%)	Jeff Jackson (86.2%)	Solid D

*Incumbent

SOURCE AP data as of 5/18/22
PRESENTATION CENTER 7/20/22



North Dakota primary dashboard

Primaries held June 14

POSITIONS ON THE BALLOT

Federal and gubernatorial office only

Office	Seats	Incumbent party
House	1	R
Senate	1	R
Governor	0	-

STATE DISTRICT MAP

Partisan coloring based on *Cook Political Report with Amy Walter Race Rating*



KEY TAKEAWAYS

1 Landslide Senate races

- Incumbent Sen. John Hoeven easily won the GOP primary, receiving 78.4% of the vote compared to his opponent Riley Kuntz, who received 21.6% of the vote
- On the Democratic side, Katrina Christiansen sailed to victory, gaining 76.8% of the vote compared to her opponent Michael Steele's 23.2%

2 Uncontested victories

- Incumbent Rep. Kelly Armstrong (R-ND-AL) and Democratic challenger Mark Haugen (D) won their respective party's primary bids, running uncontested in both races
- November's general election is likely to be won by Armstrong, with analysts categorizing North Dakota's House race as safely Republican

North Dakota primary results

Seat	Republican Primary Winner	Democratic Primary Winner	Cook Rating
ND-Senate	John Hoeven* (78.4%)	Katrina Christiansen (76.8%)	Solid R
ND-AL	Kelly Armstrong* (Uncontested)	Mark Haugen (Uncontested)	Solid R

*Incumbent

SOURCE AP data as of 6/15/22
PRESENTATION CENTER 7/20/22



Ohio primary dashboard

Primaries held May 3

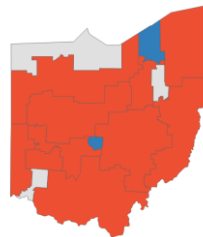
POSITIONS ON THE BALLOT

Federal and gubernatorial office only

Office	Seats	Incumbent party
House	15	4 D, 12 R
Senate	1	R
Governor	1	R

STATE DISTRICT MAP

Partisan coloring based on *Cook Political Report with Amy Walter* Race Rating



KEY TAKEAWAYS

1 Trump's influence

- Former President Trump's late endorsement of venture capitalist J.D. Vance played a large role in securing him the GOP nomination
- OH-7 candidate Max Miller (R), endorsed by Trump in a crowded GOP primary, also sailed to victory

2 Mixed bag for the GOP establishment

- Incumbent Governor Mike DeWine (R-OH) secured his party's nomination for another term, beating back challenges and criticisms from more Trumpian wings of the GOP
- However, DeWine failed to receive more than 50% of votes, with pro-Trump candidates largely splitting remaining votes

3 Dems back moderate candidates

- Senate candidate and sitting House Rep. Tim Ryan (D-OH-13) won the Democratic nomination, easily besting progressive challenger Morgan Harper (D)
- A second showdown between progressive Nina Turner (D) and incumbent Shontel Brown (D) resulted in an overwhelming victory for the more moderate Brown

Ohio primary results

Seat	Republican Primary Winner	Democratic Primary Winner	Cook Rating
OH-Senate	J.D. Vance (32.2%)	Tim Ryan (69.7%)	Lean R
OH-Governor	Mike DeWine* (48.1%)	Nan Whaley (65%)	Likely R
OH-1	Steve Chabot* (Uncontested)	Greg Landsman (Uncontested)	Toss Up
OH-2	Brad Wenstrup* (77.3%)	Samantha Meadows (72.1%)	Solid R
OH-3	Lee Stahley (Uncontested)	Joyce Beatty* (Uncontested)	Solid D
OH-4	Jim Jordan* (Uncontested)	Tamie Wilson (51.7%)	Solid R
OH-5	Bob Latta* (Uncontested)	Craig Swartz (55.2%)	Solid R
OH-6	Bill Johnson* (77.3%)	Louis Lyras (31.3%)	Solid R
OH-7	Max Miller (71.8%)	Matthew Diemer (55%)	Solid R
OH-8	Warren Davidson* (71.2%)	Vanessa Enoch (Uncontested)	Solid R
OH-9	J.R. Majewski (35.8%)	Marcy Kaptur* (Uncontested)	Toss Up
OH-10	Mike Turner* (Uncontested)	David Esrati (31.3%)	Solid R
OH-11	Eric Brewer (57.6%)	Shontel Brown* (66.3%)	Solid D
OH-12	Troy Balderson* (82.4%)	Amy Rippel-Elton (56.6%)	Solid R
OH-13	Madison Gesiotto Gilbert (28.6%)	Emilia Sykes (Uncontested)	Toss Up
OH-14	David Joyce* (75.7%)	Matt Kilboy (Uncontested)	Solid R
OH-15	Mike Carey (Uncontested)	Gary Josephson (Uncontested)	Solid R

*Incumbent

SOURCE AP data as of 6/15/22
PRESENTATION CENTER 7/20/22



Oklahoma primary dashboard

Primaries held June 28, runoffs August 23

POSITIONS ON THE BALLOT

Federal and gubernatorial office only

Office	Seats	Incumbent party
House	5	5 R
Senate	1	R
Governor	1	R

STATE DISTRICT MAP

Partisan coloring based on *Cook Political Report with Amy Walter* Race Rating



KEY TAKEAWAYS

1 Competitive Governor primary

- Incumbent Governor Kevin Stitt defeated three opponents to win the GOP primary, receiving 69% of the vote
- Stitt will face off with Democrat Superintendent Joy Hofmeister in the general election come November; Stitt is expected to win easily

2 Senate runoffs

- Madison Horn and Jason Bollinger advanced to runoffs for the Democrat Senate primary
- The winner of the runoff election will face incumbent Sen. James Lankford (R-OK) in the November general election
- Every Oklahoma race strongly favors republicans

Oklahoma primary results

Seat	Republican Primary Winner	Democratic Primary Winner	Cook Rating
OK-Senate (Class III)	James Lankford* (67.8%)	Not Yet Called	Solid R
OK-Senate (Class II)	Not Yet Called	Kendra Horn (Uncontested)	Solid R
OK-Governor	Kevin Stitt* (69.1%)	Joy Hofmeister (60.7%)	Solid R
OK-1	Kevin Hern* (Uncontested)	Adam Martin (Uncontested)	Solid R
OK-2	Not Yet Called	Naomi Andrews (Uncontested)	Solid R
OK-3	Frank Lucas* (61.1%)	Jeremiah Ross (Uncontested)	Solid R
OK-4	Tom Cole* (69.8%)	Mary Brannon (Uncontested)	Solid R
OK-5	Stephanie Bice* (68.4%)	Joshua Harris-Till (Uncontested)	Solid R

*Incumbent

SOURCE AP data as of 6/29/22
PRESENTATION CENTER 7/20/22



Oregon primary dashboard

Primaries held May 17

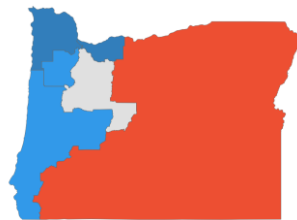
POSITIONS ON THE BALLOT

Federal and gubernatorial office only

Office	Seats	Incumbent party
House	6	4 D, 1 R
Senate	1	D
Governor	1	D

STATE DISTRICT MAP

Partisan coloring based on Cook Political Report with Amy Walter Race Rating



KEY TAKEAWAYS

1 Kotek wins the Dem. primary in the Governor race

- Former Oregon House Speaker Tina Kotek (D) beat out State Treasurer Tobias Read (D)
- Kotek and GOP nominee Christine Drazan will face off in November, with long-time state Senator Betsy Johnson running as independent in the general election

2 Big spending does not pay off for Flynn

- House Candidate Carrick Flynn (D) lost the race for Oregon's 6th Congressional district despite receiving nearly \$11 million in campaign donations from FTX CEO and crypto billionaire Sam Bankman-Fried
- Flynn conceded to Rep. Andrea Salinas (D), who aims to become Oregon's first Hispanic woman in Congress

3 Wyden surpasses the competition

- Sitting Sen. Ron Wyden (D) won the Democratic nomination, claiming almost 91% of votes
- Wyden will face Jo Rae Perkins (R) in the November general election

Oregon primary results

Seat	Republican Primary Winner	Democratic Primary Winner	Cook Rating
OR-Senate	Jo Rae Perkins (33.3%)	Ron Wyden* (89.5%)	Solid D
OR-Governor	Christine Drazan (23%)	Tina Kotek (57.9%)	Likely D
OR-1	Christopher Mann (68.4%)	Suzanne Bonamici* (88.5%)	Solid D
OR-2	Cliff Bentz* (75.4%)	Joe Yetter (70.5%)	Solid R
OR-3	Joanna Harbour (Uncontested)	Earl Blumenauer* (94.8%)	Solid D
OR-4	Alek Skarlatos (Uncontested)	Val Hoyle (64.1%)	Likely D
OR-5	Lori Chavez-DeRemer (43%)	Jamie McLeod-Skinner (57.1%)	Toss Up
OR-6	Mike Erickson (34.9%)	Andrea Salinas (36.6%)	Likely D

*Incumbent

SOURCE AP data as of 5/18/22
PRESENTATION CENTER 7/20/22



Pennsylvania primary dashboard

Primaries held May 17

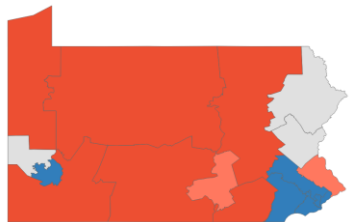
POSITIONS ON THE BALLOT

Federal and gubernatorial office only

Office	Seats	Incumbent party
House	17	9 D, 9 R
Senate	1	R
Governor	1	D

STATE DISTRICT MAP

Partisan coloring based on Cook Political Report with Amy Walter Race Rating



KEY TAKEAWAYS

1 Dr. Oz wins after recount

- The high profile Republican primary between celebrity doctor Mehmet Oz and Dave McCormick went to an automatic recount, with McCormick ultimately conceding on June 3
- Oz goes on to face Democratic candidate John Fetterman in a race that could decide party control of the Senate

2 An anti-establishment Democrat

- Lieutenant Governor John Fetterman (D) easily outmatched Rep. Conor Lamb (D-PA-17) in a primary for the state's open Senate seat
- Lamb fit the moderate establishment profile while Fetterman campaigned with an unconventional style and a working class narrative

3 A referendum on abortion

- With Roe V. Wade struck down this summer, Pennsylvania voters could decide the fate of abortion in their state with their vote for governor
- Democratic gubernatorial candidate Josh Shapiro has started running ads targeting GOP opponent Douglas Mastriano's hard-line stance against abortion access

Pennsylvania primary results (1/2)

Seat	Republican Primary Winner	Democratic Primary Winner	Cook Rating
PA-Senate	Mehmet Oz (31.2%)	John Fetterman (58.6%)	Toss Up
PA-Governor	Douglas Mastriano (43.8%)	Josh Shapiro (Uncontested)	Lean D
PA-1	Brian Fitzpatrick* (65.6%)	Ashley Ehasz (Uncontested)	Solid R
PA-2	Aaron Bashir (Uncontested)	Brendan Boyle* (Uncontested)	Solid D
PA-3	No Candidate	Dwight Evans* (75.7%)	Solid D
PA-4	Christian Nascimento (69.1%)	Madeleine Dean* (Uncontested)	Solid D
PA-5	David Galluch (Uncontested)	Mary Gay Scanlon* (Uncontested)	Solid D
PA-6	Guy Ciarrocchi (33.2%)	Chrissy Houlahan* (Uncontested)	Solid D
PA-7	Lisa Scheller (51.3%)	Susan Wild* (Uncontested)	Lean R
PA-8	Jim Bognet (68.7%)	Matt Cartwright* (Uncontested)	Toss Up
PA-9	Dan Meuser* (Uncontested)	Amanda Waldman (Uncontested)	Solid R
PA-10	Scott Perry* (Uncontested)	Shamaine Daniels (52.5%)	Solid R

*Incumbent

SOURCE AP data as of 5/18/22
PRESENTATION CENTER 7/20/22



Pennsylvania primary results (2/2)

Seat	Republican Primary Winner	Democratic Primary Winner	Cook Rating
PA-11	Lloyd Smucker* (Uncontested)	Bob Hollister (Uncontested)	Solid R
PA-12	Mike Doyle* (Uncontested)	Summer Lee (41.9%)	Likely D
PA-13	John Joyce* (Uncontested)	No Candidate	Solid R
PA-14	Guy Reschenthaler* (Uncontested)	No Candidate	Solid R
PA-15	Glenn Thompson* (Uncontested)	No Candidate	Solid R
PA-16	Mike Kelly* (Uncontested)	Dan Pastore (69.1%)	Solid R
PA-17	Jeremy Shaffer (58.7%)	Chris Deluzio (63.7%)	Toss Up

*Incumbent

SOURCE AP data as of 5/18/22
PRESENTATION CENTER 7/20/22



South Carolina primary dashboard

Primaries held June 14

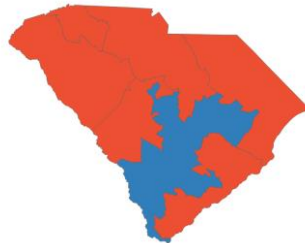
POSITIONS ON THE BALLOT

Federal and gubernatorial office only

Office	Seats	Incumbent party
House	7	1 D, 6 R
Senate	1	R
Governor	1	R

STATE DISTRICT MAP

Partisan coloring based on *Cook Political Report with Amy Walter* Race Rating



KEY TAKEAWAYS

1 Race around Trump

- Rep. Nancy Mace (R-SC-1) defeated Trump-endorsed challenger Katie Arrington (R). Although Mace stated Trump was responsible for the Capitol riots, she did not vote to impeach him
- Sitting Rep. Tom Rice (R-SC-7) was defeated by Trump-endorsed candidate Russel Fry after Rice voted in favor of impeachment in 2021
- Sitting Sen. Tim Scott (R), who confirmed his 2024 support for Trump, ran unopposed and is expected to maintain his seat in November

2 Governor's race preview

- Incumbent Governor Henry McMaster (R) easily defeated challenger Harrison Musselwhite, securing 83% of the vote
- He will face former Rep. Joe Cunningham (D), a moderate Democrat defeated by Rep. Mace (R-SC-1) in his 2020 re-election bid
- Cunningham received an endorsement from SC House Minority Leader Todd Rutherford, but a Democrat has not been elected governor since 1998. The seat is not expected to flip in November

South Carolina primary results

Seat	Republican Primary Winner	Democratic Primary Winner	Cook Rating
SC-Senate	Tim Scott* (Uncontested)	Krystle Matthews (55.8%)	Solid R
SC-Governor	Henry McMaster* (83.3%)	Joe Cunningham (56.5%)	Solid R
SC-1	Nancy Mace* (53.1%)	Annie Andrews (Uncontested)	Solid R
SC-2	Joe Wilson* (Uncontested)	Judd Larkins (Uncontested)	Solid R
SC-3	Jeff Duncan* (Uncontested)	No Candidate	Solid R
SC-4	William Timmons* (52.7%)	Ken Hill (Uncontested)	Solid R
SC-5	Ralph Norman* (Uncontested)	Evangeline Hundley (57.6%)	Solid R
SC-6	Duke Buckner (74.4%)	James Clyburn* (88.1%)	Solid D
SC-7	Russell Fry (51.1%)	Daryl Scott (Uncontested)	Solid R

*Incumbent

SOURCE AP data as of 6/15/22
PRESENTATION CENTER 7/20/22



South Dakota primary dashboard

Primaries held June 7

POSITIONS ON THE BALLOT

Federal and gubernatorial office only

Office	Seats	Incumbent party
House	1	R
Senate	1	R
Governor	1	R

STATE DISTRICT MAP

Partisan coloring based on *Cook Political Report with Amy Walter* Race Rating



KEY TAKEAWAYS

1 Incumbents win

- Republican Gov. Kristi Noem easily clinched a victory, receiving over 76% of the vote. She will face uncontested Democrat Jamie Smith
- Incumbent Republican Sen. John Thune secured a strong victory with over 72% of the vote; he will face Democrat Brian Bengs
- Republican Representative Dusty Johnson also secured a victory over his primary challenger for the only South Dakota House seat, with 59% of the vote

2 Failed ballot question

- Republicans in the state legislature put forward a ballot question ahead of a November referendum on expanding Medicaid in South Dakota
- The ballot question asked whether voter-initiated referendums should have a higher threshold of support in order to pass (from a majority to 60%). The question failed, with “No” receiving 67% of the tally

South Dakota primary results

Seat	Republican Primary Winner	Democratic Primary Winner	Cook Rating
SD-Governor	Kristi Noem* (76.4%)	Jamie Smith (Uncontested)	Solid R
SD-Senate	John Thune* (72.2%)	Brian Bengs (Uncontested)	Solid R
SD-AL	Dusty Johnson* (59.3%)	No candidate	Solid R

*Incumbent

SOURCE AP data as of 6/8/22
PRESENTATION CENTER 7/20/22



Texas primary dashboard

Primaries held March 1, runoffs May 24

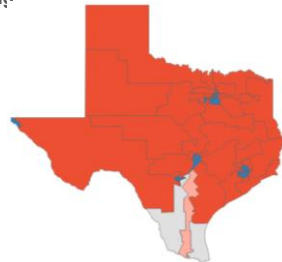
POSITIONS ON THE BALLOT

Federal and gubernatorial office only

Office	Seats	Incumbent party
House	38	12 D, 23 R
Senate	0	-
Governor	1	R

STATE DISTRICT MAP

Partisan coloring based on *Cook Political Report with Amy Walter Race Rating*



KEY TAKEAWAYS

1 Governor's race set

- Incumbent Governor Greg Abbott (R) and challenger Beto O'Rourke (D) scored decisive primary victories; Abbott received 66.6% of Republican votes while O'Rourke received 91.3% of Democratic votes
- Abbott is still seen as the clear favourite against O'Rourke, who is widely seen by Democrats as their best chance of winning state-wide office

2 2022 GOP takes shape

- Former President Trump endorsed 33 candidates, all of whom either won primaries outright or headed to a runoff; however, Trump largely endorsed safe candidates
- The GOP establishment prevailed over challenges from the far-right in the governor's race and Morgan Luttrell's victory over Christian Collins in the 8th CD

Texas primary results (1/3)

Seat	Republican Primary Winner	Democratic Primary Winner	Cook Rating
TX-Governor	Greg Abbott* (66.5%)	Beto O'Rourke (91.4%)	Likely R
TX-1	Nathaniel Moran (63.%)	Jrmar Jefferson (75.9%)	Solid R
TX-2	Dan Crenshaw* (74.5%)	Robin Fulford (Uncontested)	Solid R
TX-3	Keith Self**	Sandeep Srivastava (61.9%)	Solid R
TX-4	Pat Fallon* (59.%)	Iro Omere (Uncontested)	Solid R
TX-5	Lance Gooden* (Uncontested)	Tartisha Hill (52.7%)	Solid R
TX-6	Jake Ellzey* (71.2%)	No Candidate	Solid R
TX-7	Johnny Teague (63.7%)	Lizzie Fletcher* (Uncontested)	Solid D
TX-8	Morgan Luttrell (52.1%)	Laura Jones (Uncontested)	Solid R
TX-9	Jimmy Leon (Uncontested)	Al Green* (Uncontested)	Solid D
TX-10	Michael McCaul* (Uncontested)	Linda Nuno (Uncontested)	Solid R
TX-11	August Pfluger* (Uncontested)	No Candidate	Solid R
TX-12	Kay Granger* (75.2%)	Trey Hunt (Uncontested)	Solid R

*Incumbent; **Self became the nominee due to the resignation of incumbent Rep. Van Taylor

SOURCE AP data as of 5/25/22
PRESENTATION CENTER 7/20/22



Texas primary results (2/3)

Seat	Republican Primary Winner	Democratic Primary Winner	Cook Rating
TX-13	Ronny Jackson* (Uncontested)	Kathleen Brown (Uncontested)	Solid R
TX-14	Randy Weber* (89.3%)	Mikal Williams (50.2%)	Solid R
TX-15	Monica De La Cruz (56.5%)	Michelle Vallejo (50.1%)	Lean R
TX-16	Irene Armendariz-Jackson (Uncontested)	Veronica Escobar* (88.%)	Solid D
TX-17	Pete Sessions* (69.9%)	Mary Jo Woods (Uncontested)	Solid R
TX-18	Carmen Montiel (Uncontested)	Sheila Jackson Lee* (Uncontested)	Solid D
TX-19	Jodey Arrington* (Uncontested)	No Candidate	Solid R
TX-20	Kyle Sinclair (Uncontested)	Joaquin Castro* (Uncontested)	Solid D
TX-21	Chip Roy* (83.2%)	Claudia Zapata (63.5%)	Solid R
TX-22	Troy Nehls* (87.2%)	Jamie Jordan (Uncontested)	Solid R
TX-23	Tony Gonzales* (78.%)	John Lira (55.9%)	Solid R
TX-24	Beth Van Duyne* (85.%)	Jan McDowell (51.2%)	Solid R
TX-25	Roger Williams* (Uncontested)	No Candidate	Solid R
TX-26	Michael Burgess* (66.8%)	No Candidate	Solid R

*Incumbent

SOURCE AP data as of 5/25/22
PRESENTATION CENTER 7/20/22



Texas primary results (3/3)

Seat	Republican Primary Winner	Democratic Primary Winner	Cook Rating
TX-27	Michael Cloud* (72.5%)	Maclovio Perez (59.1%)	Solid R
TX-28	Cassy Garcia (57.%)	Henry Cuellar (50.3%)	Toss Up
TX-29	Robert Schafranek (60.2%)	Sylvia Garcia* (Uncontested)	Solid D
TX-30	James Rodgers (56.9%)	Jasmine Crockett (60.6%)	Solid D
TX-31	John Carter* (71.1%)	No Candidate	Solid R
TX-32	Antonio Swad (57.%)	Colin Allred* (Uncontested)	Solid D
TX-33	Patrick Gillespie (63.5%)	Marc Veasey* (69.5%)	Solid D
TX-34	Mayra Flores (60.3%)	Vicente Gonzalez* (64.8%)	Lean D
TX-35	Dan McQueen (61.2%)	Greg Casar (61.1%)	Solid D
TX-36	Brian Babin* (Uncontested)	Jon Haire (Uncontested)	Solid R
TX-37	Jenny Garcia Sharon (59.2%)	Lloyd Doggett* (79.3%)	Solid D
TX-38	Wesley Hunt (55.3%)	Duncan Klussmann (60.8%)	Solid R

*Incumbent

SOURCE AP data as of 5/25/22
PRESENTATION CENTER 7/20/22



Utah primary dashboard

Primaries held June 28

POSITIONS ON THE BALLOT

Federal and gubernatorial office only

Office	Seats	Incumbent party
House	4	4 R
Senate	1	R
Governor	0	-

STATE DISTRICT MAP

Partisan coloring based on *Cook Political Report with Amy Walter* Race Rating



KEY TAKEAWAYS

1 Hopeful Democrats

- Democrats in Utah decided to rally their support and resources behind candidate Evan McMullin, a conservative-leaning independent who does not support former President Trump, in an attempt to defeat Sitting Sen. Mike Lee (R), who supports the former president
- Sen. Lee easily defeated two other candidates to secure the GOP nomination, while McMullin ran unopposed
- McMullin's success amongst Utah conservatives in the 2016 presidential election boosts his chances of winning in November, making him a viable challenger for Sen. Lee

Utah primary results

Seat	Republican Primary Winner	Democratic Primary Winner	Cook Rating
UT-Senate	Mike Lee* (62.2%)	No Candidate	Solid R
UT-1	Blake Moore* (58.8%)	Rick Jones (Uncontested)	Solid R
UT-2	Chris Stewart* (72.9%)	Nick Mitchell (Uncontested)	Solid R
UT-3	John Curtis* (71.2%)	Glenn Wright (Uncontested)	Solid R
UT-4	Burgess Owens* (62.1%)	Darlene McDonald (Uncontested)	Solid R

*Incumbent

SOURCE AP data as of 6/29/22
PRESENTATION CENTER 7/20/22



Virginia primary dashboard

Primaries held June 21

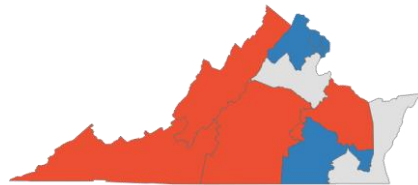
POSITIONS ON THE BALLOT

Federal and gubernatorial office only

Office	Seats	Incumbent party
House	11	7 D, 4 R
Senate	0	-
Governor	0	-

STATE DISTRICT MAP

Partisan coloring based on *Cook Political Report with Amy Walter* Race Rating



KEY TAKEAWAYS

1 Frontrunning women

- Republican voters selected two women to battle for Virginia's two most competitive districts in the upcoming general election
- Democratic incumbents Elaine Luria (D-VA-2) and Abigail Spanberger (D-VA-7) ran uncontested and will face off with GOP candidates Sen. Jen Kiggins (D-VA) and Yesli Vega in November

2 Democrats only

- Incumbent Rep. Donald Beyer (D-VA-8) faced a primary challenge for the first time in his four-term career and easily defeated his opponent Victoria Virsaingh in Virginia's 8th CD, receiving 77.3% of the vote
- Beyer will defend his safely Democratic seat against GOP candidate Karina Lipsman (R) in the upcoming general election

Virginia primary results

Seat	Republican Primary Winner	Democratic Primary Winner	Cook Rating
VA-1	Rob Wittman* (Uncontested)	Herb Jones (Uncontested)	Solid R
VA-2	Jen Kiggans (55.8%)	Elaine Luria* (Uncontested)	Toss Up
VA-3	Terry Namkung (61.7%)	Bobby Scott* (Uncontested)	Solid D
VA-4	Leon Benjamin (Uncontested)	Donald McEachin* (Uncontested)	Solid D
VA-5	No Candidate	Joshua Throneburg (Uncontested)	Solid R
VA-6	Ben Cline* (82.3%)	No Candidate	Solid R
VA-7	Yesli Vega (28.9%)	Abigail Spanberger* (Uncontested)	Toss Up
VA-8	No Candidate	Donald Beyer* (77.3%)	Solid D
VA-9	Morgan Griffith* (Uncontested)	No Candidate	Solid R
VA-10	No Candidate	Jennifer Wexton* (Uncontested)	Solid D
VA-11	No Candidate	Gerry Connolly* (Uncontested)	Solid D

*Incumbent

SOURCE AP data as of 6/22/22
PRESENTATION CENTER 7/20/22



West Virginia primary dashboard

Primaries held May 10

POSITIONS ON THE BALLOT

Federal and gubernatorial office only

Office	Seats	Incumbent party
House	2	3 R
Senate	0	-
Governor	0	-

STATE DISTRICT MAP

Partisan coloring based on *Cook Political Report with Amy Walter* Race Rating



KEY TAKEAWAYS

1 Trump's influence

- Redistricting in West Virginia's 2nd CD pitted two incumbents against each other
- Trump-endorsed Rep. Alex Mooney (R) defeated David McKinley (R), who was backed by Gov. Jim Justice (R) and Sen. Joe Manchin (D)
- Rep. Mooney will face Barry Lee Wendell (D) in the November elections, but the district is still safely Republican

2 1st Congressional District

- Sitting Rep. Carol Miller (R) swiftly defeated 3 others in the West Virginia primaries
- Miller will face Dem. candidate Lacy Watson, who ran uncontested, in a Republican stronghold district

West Virginia primary results

Seat	Republican Primary Winner	Democratic Primary Winner	Cook Rating
WV-1	Carol Miller* (66.4%)	Lacy Watson (Uncontested)	Solid R
WV-2	Alexander Mooney*t (54.2%)	Barry Wendell (57.2%)	Solid R

*Incumbent

SOURCE AP data as of 5/11/22
PRESENTATION CENTER 7/20/22



Ways to edit these slides

Looking to customize these slides yourself?



No problem.

The slides in this deck can be edited to suit your needs. However, if you alter text, data or images on our slides, we ask that you **remove National Journal logos and branding** prior to distribution or public use. Look for:



2020 NATIONAL JOURNAL PRESENTATION CENTER

Looking for assistance with customization?



We're here to help.

If you'd like our team of policy researchers and data visualization specialists to customize this deck with your vision in mind, **contact your Dedicated Advisor** or email service@nationaljournal.com.

This service is included in most membership packages.

Feel free to delete this slide before presenting.

