



**TRUCKING**  
Moves America Forward

# TRADE Moves North America Forward

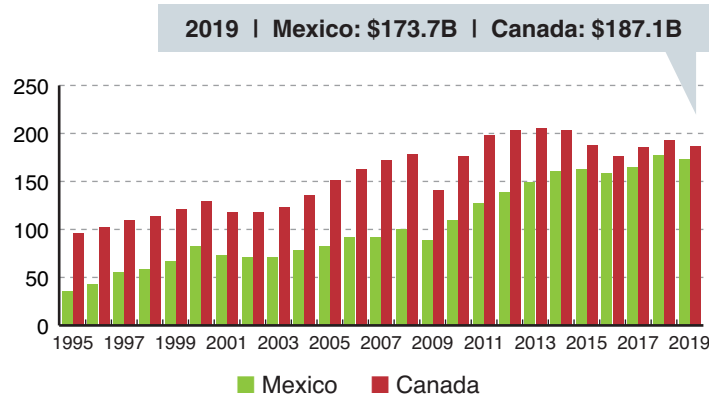
## DATA SHOWS THE U.S. TRUCKING INDUSTRY IS A LARGE BENEFICIARY OF NORTH AMERICAN TRADE

U.S. trade with Canada and Mexico has surged since the enactment of the North American Free Trade Agreement, according to data from the Bureau of Transportation Statistics.

Since 1995, the value of goods traveling via truck across both the northern and southern borders jumped 191% and totaled over \$772 billion in 2019. This increase in trade has created or supported tens of thousands of jobs in the United States, with motor carriers, suppliers and shippers, underscoring the benefits of free trade.

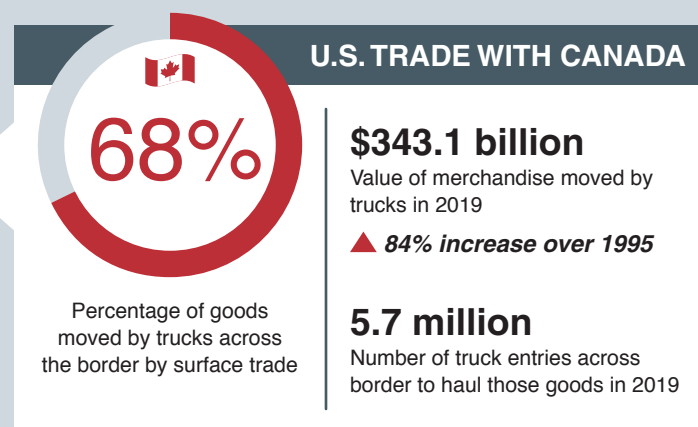
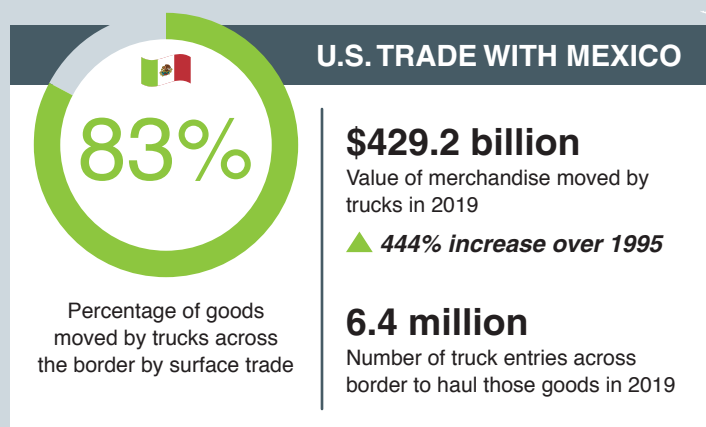
### Value of U.S. Exports Transported by Truck

*Billions of U.S. Dollars*



### BY THE NUMBERS:

- Total trade via truck has increased by **191%** since 1995, while U.S. exports grew **181%**.
- Last year, truck exports to Canada, as measured by the value of the goods, accounted for **55%** of total truck transported trade with the country.
- Since 1995, U.S. exports to Mexico via truck have grown an impressive **384%**.
- Last year, truck exports to Mexico, as measured by the value of the goods, accounted for **41%** of total truck transported trade across the southern border.
- The two largest commodities were electrical machinery and computer-related machinery, which combined to make up **44%** of trade going into Mexico via trucks.



U.S. trade with Canada and Mexico is larger than the economy of Pennsylvania.

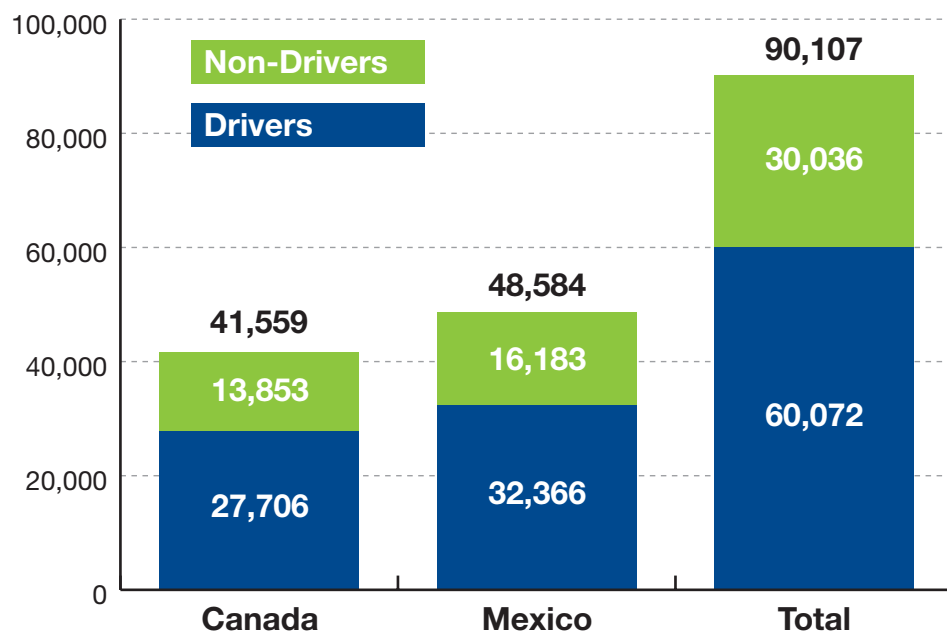
To move all of that freight, in 2019 there were over 12.1 million truck entries combined on the Canadian and Mexican borders.



**TRUCKING**  
Moves America Forward

# TRADE Moves North America Forward

## 2019 U.S. TRUCKING EMPLOYMENT FROM TRUCK TRANSPORTED TRADE



- **90,107** employed in US Trucking industry from truck transported trade
- **48,548** of which from trade with Mexico
- **41,559** of which from trade with Canada
- U.S. trucking companies paid **\$3.30 billion** in wages, not including benefits, to U.S. drivers to haul freight to and from Canada and Mexico

## 2019 U.S. TRUCKING REVENUE FROM TRUCK TRANSPORTED TRADE (BILLIONS)



- **\$12.68 billion** in US Trucking revenue generated from truck transported trade with Canada and Mexico in 2019.
- **\$6.85 billion** in US Trucking revenue generated from trade with Mexico
- **\$5.83 billion** in US Trucking revenue generated from trade with Canada



**TRUCKING**  
Moves America Forward

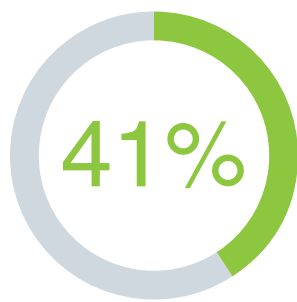
# MEXICO

## U.S. Trade by Truck



**384%**

Growth in U.S. exports by truck to Mexico since 1995



Truck exports' share of total truck-transported trade with Mexico

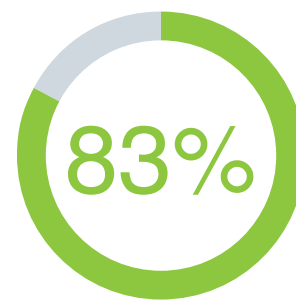
**\$429.2**

(Billion) Value of goods transported in 2019

— representing —

**444%**

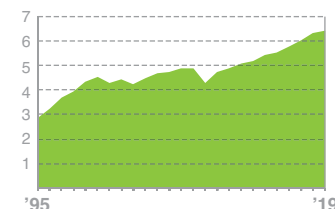
Growth in value of goods transported since 1995



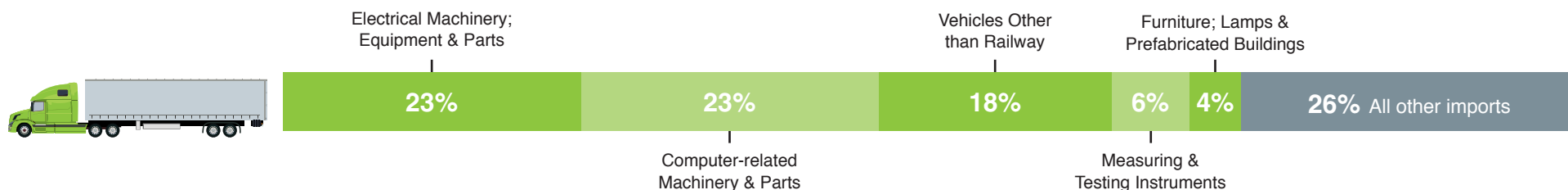
Percent of goods hauled by trucks across the Mexican border by surface trade

**6.4 million**

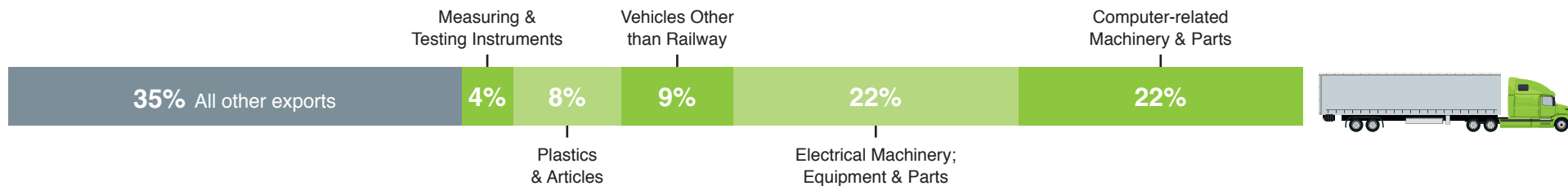
Truck entries across the U.S.-Mexican border



### IMPORTS • Top 5 from Mexico



### EXPORTS • Top 5 to Mexico





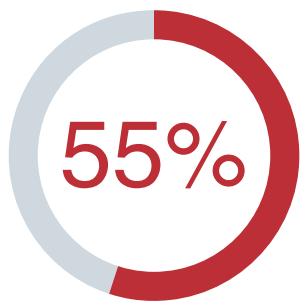
**TRUCKING**  
Moves America Forward

# CANADA U.S. Trade by Truck



**92%**

Growth in U.S. exports by truck to Canada since 1995



Truck exports' share of total truck-transported trade with Canada

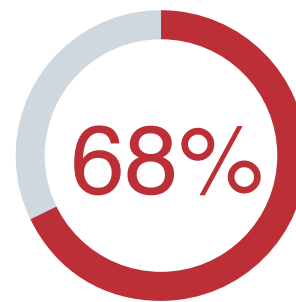
**\$343.1**

(Billion) Value of goods transported in 2019

— representing —

**84%**

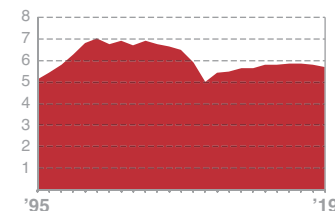
Growth in value of goods transported since 1995



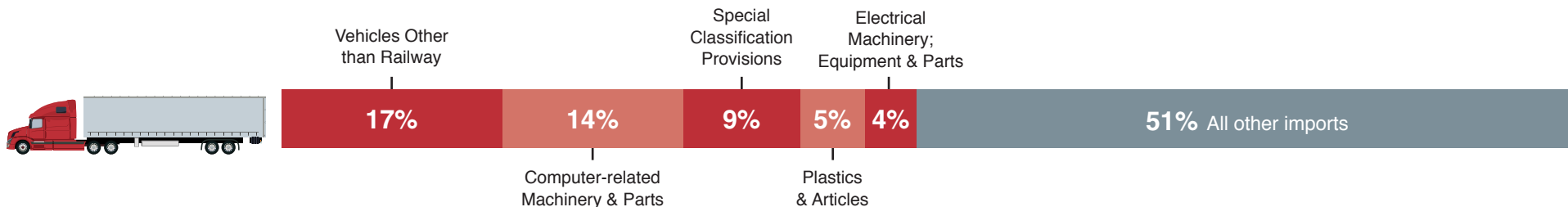
Percent of goods hauled by trucks across the Canadian border by surface trade

**5.7 million**

Truck entries across the U.S.–Canadian border



## IMPORTS • Top 5 from Canada



## EXPORTS • Top 5 to Canada

